



University of
Zurich^{UZH}

University of Zurich
Department of Economics

Working Paper Series

ISSN 1664-7041 (print)
ISSN 1664-705X (online)

Working Paper No. 403

**Cheap Search, Picky Workers?
Evidence from a Field Experiment**

Harald Mayr

February 2022

Cheap search, picky workers? Evidence from a field experiment*

Harald Mayr

February 15, 2022

Abstract

Search frictions impede the labor market. Despite this indisputable fact, it is a priori unclear how job search costs affect search duration and unemployment: lower search costs make it easier to find a job, reducing search duration and unemployment, but may also increase the reservation wage, increasing search duration and unemployment. I collaborate with a recruiting company to directly test the effects of lower search costs in a field experiment among approximately 400 IT professionals in Switzerland. I find that workers are more likely to search for detailed job information, but not to file a job application, when search costs are lower. These findings are consistent with an increase in the reservation wage. Lower search costs might lead to picky workers, but fail to ultimately reduce search duration and unemployment.

JEL Classification: J63, J64, J24, M50, M54.

Keywords: Job search, search costs, search frictions, recruiting, reservation wage.

*Harald Mayr, University of Zurich, Schönberggasse 1, 8001 Zurich, Switzerland; email: harald.mayr@econ.uzh.ch. The project was supported by two Director's Grants awarded by the Department of Economics at the University of Zurich. This research was partly conducted during a research visit at Harvard University, supported by the Doc.Mobility Fellowship P1ZHP1_174650 from the Swiss National Science Foundation. The study received IRB approval from the Human Subjects Committee of the Faculty of Economics, Business Administration and Information Technology at the University of Zurich, (OEC IRB # 2018-018). Declarations of interest: none.

1 Introduction

The importance of information in job search has long been central to economists' understanding of the labor market (Stigler, 1962). Search theory predicts that lower search costs lead to lower search duration and unemployment (Mortensen and Pissarides, 1994). The McCall (1970) model, in contrast, predicts that lower search costs increase the reservation wage, thereby increasing search duration and, ultimately, unemployment. Do workers get pickier when search costs decrease? I address this question in a field experiment which experimentally varies search costs on the labor market.

This study is, to the best of my knowledge, the first attempt to experimentally vary the costs of access to job information. Related experimental work evaluates various programs for job search advice and monitoring (Graversen and van Ours, 2008; Crépon et al., 2013; Behaghel et al., 2014; Altmann et al., 2018; Belot et al., 2018), information on the number of applicants (Gee, 2019), and the wording of job postings (Abraham and Stein, 2022). Pertinent observational studies investigate how the internet changed job search (Kuhn and Skuterud, 2004; Kuhn and Mansour, 2014; Kroft and Pope, 2014).

I collaborate with a recruiting agency in Zurich to assess the effects of search costs in a natural field experiment. In this setting, recruiters identify suitable workers and send them concise messages to promote the vacancy. I experimentally vary the cost of accessing more detailed job information. While workers in both the treatment and control group can access information about job characteristics by contacting the recruiter, only workers in the treated group are provided with websites that directly

show the candidate detailed information about job characteristics. Thus, treated workers' search costs are lower because they need only click on the website hyperlink to view the additional information.

Results show that the decrease in search costs increases the number of workers who search for detailed job information from 20.1% to 37.7% ($p < 0.01$). Consistent with increased reservation wages in the [McCall \(1970\)](#) model, I find no increase in job applications. If anything, workers in the treatment group are less likely to file a job application (1.9% vs. 4.2%, $p = 0.18$).

2 Experimental design

The field experiment is run in collaboration with a recruiting agency. The recruiting agency is located in Zurich and has a geographical focus on the German speaking part of Switzerland. Two agents recruit professionals for various roles in IT. Typical vacancies (e.g. software engineers, project managers, or network administrators) require specific skills and education.

Recruiters in this setting actively approach workers to fill a given vacancy. Once a suitable worker is identified, the recruiter sends her an offer message via either Email, LinkedIn, or other platforms. This unsolicited offer message reveals only basic job facts like the job title and the approximate office location. The worker can respond to the offer message to obtain more detailed job information from the recruiter. The treatment condition (described below) simplifies access to detailed job information. Eventually, the worker decides whether or not to file a job application. The recruit-

ing agency receives its agency fee when worker and employer agree on a contract.

The experiment varies the ease of access to detailed job information. The recruiting agency uses a software, that was specifically developed for this field experiment, to automatically create randomized offer messages for workers. The software randomly allocates offer messages to the two experimental conditions, with a 50% probability for the control and treatment condition. The resulting offer message is either a short message (control group), or an otherwise identical message augmented with a web link (treatment group).¹ The web link in the treatment group leads to a website where the worker sees information about working hours, work environment, location, salary, and the recruiter.² The control group does not have access to the website, but both the treatment and control group can contact the recruiter to obtain the information on the website. Search costs are lower in the treatment condition if obtaining information through a message or phone call to the recruiter is more costly than a look at the website. Workers are unaware of the intervention's experimental nature.

3 Data

All interactions with workers are recorded by the recruiters. These include when a worker reacts to an offer message (possibly by LinkedIn, Email, or phone), when recruiter and worker discuss the vacancy at a phone call, and when an application is filed. These interactions are recorded for all

¹Stylized messages in the control and treatment group are depicted in Online Appendix A.

²A detailed description and illustration of the website is provided in Online Appendix B.

workers, in both the treatment and control group. In addition, all activities on the websites are recorded, including access of the website and clicks on expansion panels. Website activities are available for workers in the treatment group only, as they are the only ones provided with a website link.

I use two main binary outcome variables: search and applications. A worker engages in search if she reacts to the offer message in any way. This definition includes opening of the website and contact with the recruiter e.g. via messages on LinkedIn, email, and phone calls. Applications are clearly defined events which involve the candidate submitting application materials, recorded by the recruiters.

Most workers have a public profile on LinkedIn. Information from there is available for all workers whose profile could be unambiguously identified. These data include the number of connections on LinkedIn, number of reported jobs and employers, reported work experience overall and at the current job, number of reported skills and the number of endorsements for these skills, and reported degrees.

Table 1 shows summary statistics for the study sample. Two recruiters sent out 421 randomized offer messages between July 17, 2018 and August 15, 2018. 207 offers (49.2%) were randomly assigned to the treatment group, the remaining 214 offers were assigned to the control group. Among all 421 contacted workers, 28.7% searched for detailed job information and 3.1% eventually filed an application. As expected for the IT sector in Switzerland, the sample is predominantly male, with a female share of 4.3%. 80.5% of workers were not sourced on LinkedIn (i.e. the recruiter found them somewhere else), but the LinkedIn profile could be unambiguously

identified for 62.7% of the sample. Among the 264 workers with available LinkedIn data, the average worker is connected to 166 other LinkedIn users. The average worker reports 4.7 different jobs at 0.79 employers, 12.4 years of experience across jobs and 2.8 years at the current job. LinkedIn users can report skills (e.g. “Stata”, “Java”, “Project management”) and endorse each other for these skills. In my sample, the average worker received 50 endorsements for 22 skills. 17% report a Bachelor’s degree and 20% report a Master’s degree.

Table 1 – Summary statistics

	Mean	SD	Min	Max	N
Treatment	0.492	0.501	0	1	421
Search	0.287	0.453	0	1	421
Application	0.031	0.173	0	1	421
Female	0.043	0.203	0	1	421
Not sourced on LinkedIn	0.805	0.396	0	1	421
LinkedIn data available	0.627	0.484	0	1	421
LinkedIn connections	166.136	142.987	0	500	264
Number of reported jobs	4.705	2.746	0	16	264
N. of reported employers	0.788	1.177	0	6	264
Reported work experience [y]	12.375	6.897	0	49	264
Reported tenure [y]	2.760	2.871	0	19	264
N. of reported skills	22.106	14.472	0	50	264
N. of skill endorsements	50.428	90.890	0	748	264
Reported Bachelor’s degree	0.167	0.373	0	1	264
Reported Master’s degree	0.201	0.401	0	1	264

Notes: The table provides summary statistics for the 421 workers in the field experiment (first six variables) and the subset of 264 workers who could be identified on LinkedIn (other variables). The columns depict means, standard deviations, minimum values, maximum values, and the number of workers.

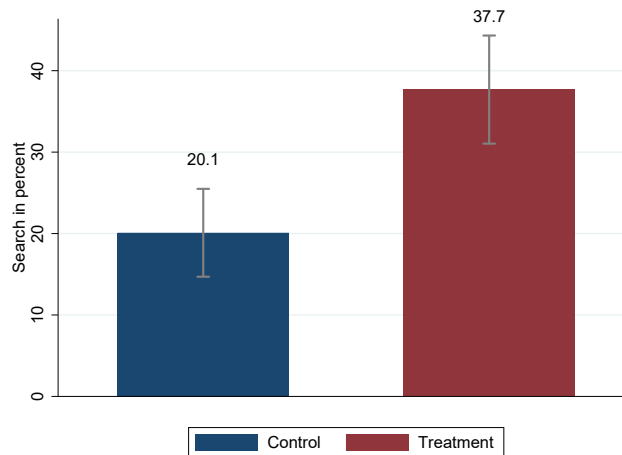
Table C.1 in Online Appendix C depicts worker characteristics for the control and treatment group separately. Only one out of 13 variables (the

number of reported skills) is significantly different across groups, suggesting that the randomization procedure achieved balance on observable characteristics.

4 Results

Figure 1 shows that workers in the treatment group are more likely to search for detailed job information. 20.1% of workers in the control group obtain detailed job information through the recruiter. The website increases the share of workers who obtain detailed job information to 37.7% ($p < 0.01$, chi-square test). This result indicates that the experimental intervention meaningfully decreases search costs, thus promoting search.

Figure 1 – Search

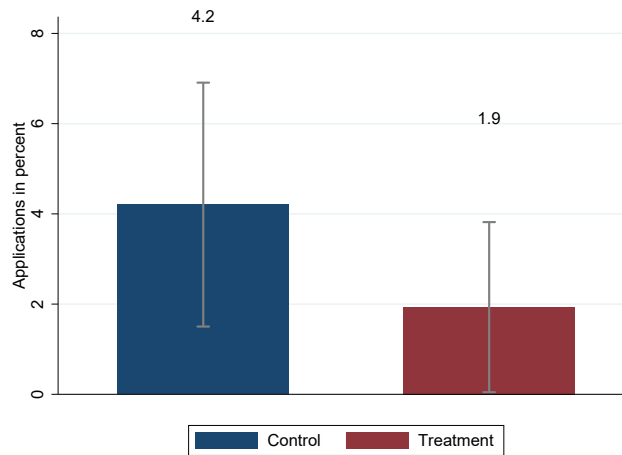


Notes: The figure depicts the share of workers who search (i.e. open the website or contact the recruiter) in the control group and in the treatment group, with 95% confidence intervals.

Figure 2 shows that the increase in search does not translate into more applications. If anything, the opposite is true: 1.9% in the treatment group file an application, as compared to 4.2% in the control group. This

difference is not statistically significant on conventional levels ($p = 0.18$, chi-square test). The fact that applications do not increase in the treatment group suggests that workers become pickier as search costs decrease.

Figure 2 – Applications



Notes: The figure depicts the share of workers who file a job application in the control group and in the treatment group, with 95% confidence intervals.

The lower application rate in the treatment group cannot be explained by less personal contact with recruiters. Figure C.1 in Online Appendix C shows that a substantial share of workers in the treatment group (15.5%) gets in contact with recruiters. The difference to the control group is not statistically significant and, when taken at face value, has modest impact on the interpretation of the results on applications. In particular, the 4.6 percentage points difference in personal interactions can explain a 1.0 percentage point lower application rate in the treatment group if, as in the control group, 21% of personal interactions translate into job applications.

5 Conclusions

This study is an attempt to experimentally study the effects of a decrease in job search costs. I find that lower search costs lead to more search, but not to an increase in job applications. These findings are consistent with the [McCall \(1970\)](#) model, which predicts that lower search costs increase workers' reservation wages. Intuitively, cheap search means that continued search is relatively attractive and workers decide to wait for an exceedingly attractive job offer—in terms of wage or other workplace amenities.

While the results of this study are consistent with workers getting pickier in response to lower search costs, other economic and psychological mechanisms may apply. For instance, workers may be subject to a sunk cost fallacy or interpret a costly search act as a signal of their interest in the job. Distinguishing increased reservation wages from alternative explanations remains an interesting open question for future research.

Whether pickier workers ultimately end up with better jobs is an important follow-up question that could be investigated in a similar setting. The current study lacks power to investigate effects on job duration or other measures of match quality, but a large-scale replication may well answer this question.

Future research may also investigate whether the results reported in this paper generalize to other industries, countries, and labor market conditions. Are picky workers relevant on aggregate? Could this phenomenon contribute to an outward shift of the Beveridge curve? Answers to these questions may have substantial implications for our understanding of labor markets.

References

- Abraham, L. and Stein, A. (2022). Words matter: Experimental evidence from job applications. *Working Paper*.
- Altmann, S., Falk, A., Jäger, S., and Zimmermann, F. (2018). Learning about job search: A field experiment with job seekers in germany. *Journal of Public Economics*, 164:33–49.
- Behaghel, L., Crépon, B., and Gurgand, M. (2014). Private and public provision of counseling to job seekers: Evidence from a large controlled experiment. *American Economic Journal: Applied Economics*, 6(4):142–174.
- Belot, M., Kircher, P., and Muller, P. (2018). Providing advice to job seekers at low cost: An experimental study on on-line advice. *The Review of Economic Studies*, 86(4):1411–1447.
- Crépon, B., Duflo, E., Gurgand, M., Rathelot, R., and Zamora, P. (2013). Do labor market policies have displacement effects? Evidence from a clustered randomized experiment. *Quarterly Journal of Economics*, 128(2):531–580.
- Gee, L. K. (2019). The more you know: Information effects on job application rates in a large field experiment. *Management Science*, 65(5):2077–2094.
- Graversen, B. K. and van Ours, J. C. (2008). How to help unemployed find jobs quickly: Experimental evidence from a mandatory activation program. *Journal of Public Economics*, 92(10-11):2020–2035.

- Kroft, K. and Pope, D. G. (2014). Does online search crowd out traditional search and improve matching efficiency? Evidence from Craigslist. *Journal of Labor Economics*, 32(2):259–303.
- Kuhn, P. and Mansour, H. (2014). Is internet job search still ineffective? *The Economic Journal*, 124:1213–1233.
- Kuhn, P. and Skuterud, M. (2004). Internet job search and unemployment durations. *American Economic Review*, 94(1):218–232.
- McCall, J. J. (1970). Economics of information and job search. *Quarterly Journal of Economics*, 84(1):113–126.
- Mortensen, D. T. and Pissarides, C. A. (1994). Job creation and job destruction in the theory of unemployment. *Review of Economic Studies*, 61(3):397–415.
- Stigler, G. J. (1962). Information in the labor market. *Journal of Political Economy*, 70(5):94–105.

Appendix A Stylized recruiter messages

Control group

Dear John Doe,

I am charged with the search for a Senior System Engineer in Zurich. This job involves the maintenance of existing IT systems as well as the introduction of new services and features. I am convinced that this would be an exciting opportunity for you, and I would be happy to answer your questions in a confidential conversation.

Kind regards,

Ron Recruiter

Treatment group

Dear John Doe,

I am charged with the search for a Senior System Engineer in Zurich. This job involves the maintenance of existing IT systems as well as the introduction of new services and features. I am convinced that this would be an exciting opportunity for you, and I would be happy to answer your questions in a confidential conversation.

Please find detailed information about the vacancy at the following link:

<https://www.jobdetails.ch/recruiter/0418us/Doe>

Kind regards,

Ron Recruiter

Appendix B Website

When a worker in the treatment group clicks on the link in the offer message, the following content appears on the website illustrated in Figure B.1:

1. A personalized text drafted by the recruiter
2. Information about working hours
3. Information about work environment and team
4. Information about location and commuting
5. Information about the salary
6. Information about the recruiter
7. A green button to indicate interest in the vacancy
8. An orange button to indicate interest, albeit not in the given vacancy
9. Information about referral rewards

The information content in 2 to 9 is provided in expansion panels. These panels expand upon a mouse click, to display further information (as illustrated in the third expansion panel in Figure B.1).

A click on the green or orange expansion panel indicates interest and notifies the recruiter, who will then contact the worker. If desired, the worker may enter the email address or phone number she wants to be contacted at.

Figure B.1 – Illustration of the website (German, with annotations)

John Doe, Senior System Engineer Active Directory (m/w) ?

Sie sind erfahren im Umgang im Microsoft Umfeld, insbesondere mit Active Directory? Sie sind gewohnt in grösseren IT Landschaften tätig zu sein? Sie sind immer am Puls der Zeit und verfolgen die neusten Trends? Dann könnte dies die richtige Herausforderung für Sie sein.

Die offizielle Ausschreibung finden Sie [hier](#).

Ich habe für Sie noch interessante Fakten zur Position zusammengestellt:

Beschäftigungsgrad und Arbeitszeiten	1. Personalized text	🕒
Team und Umfeld	2. Working hours	👥
Lage und Anreise	3. Work environment and team	🚗
Die Stelle befindet sich in Zürich-West und ist problemlos mit dem Auto und dem ÖV erreichbar. Parkplätze stehen zur Verfügung. Die Tätigkeit ist kundenorientiert, es wird aber keine Reisebereitschaft vorausgesetzt.		
Entlohnung	4. Location and commuting	📄
Ihr persönlicher Ansprechpartner	5. Salary	💰
Interesse an einem vertraulichen Gespräch? Ein Klick genügt und ich melde mich bei Ihnen.		
Nicht an dieser Stelle interessiert, aber offen für eine Veränderung? Ein Klick genügt und ich melde mich bei Ihnen.		
Nicht interessiert? Wir honorieren Ihre Empfehlung grosszügig.		

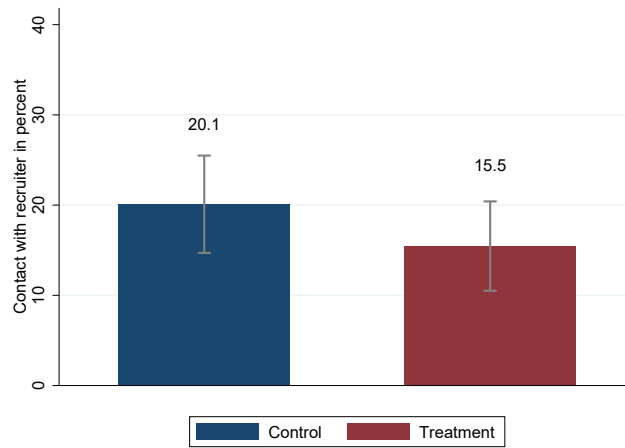
Appendix C Additional tables and figures

Table C.1 – Randomization check

	Control	Treatment	Difference	N
Female	0.033 (0.178)	0.053 (0.225)	0.020 (0.301)	421
Not sourced on LinkedIn	0.790 (0.408)	0.821 (0.384)	0.032 (0.415)	421
LinkedIn data available	0.607 (0.489)	0.647 (0.479)	0.040 (0.399)	421
LinkedIn connections	176.185 (151.036)	156.388 (134.570)	-19.797 (0.262)	264
Number of reported jobs	4.946 (2.799)	4.470 (2.683)	-0.476 (0.159)	264
N. of reported employers	0.854 (1.227)	0.724 (1.127)	-0.130 (0.371)	264
Reported work experience [y]	12.585 (6.837)	12.170 (6.974)	-0.415 (0.626)	264
Reported tenure [y]	2.672 (2.861)	2.845 (2.888)	0.173 (0.625)	264
N. of reported skills	24.208 (14.247)	20.067 (14.449)	-4.141** (0.020)	264
N. of skill endorsements	58.208 (100.032)	42.881 (80.706)	-15.327 (0.171)	264
Reported Bachelor's degree	0.154 (0.362)	0.179 (0.385)	0.025 (0.584)	264
Reported Master's degree	0.208 (0.407)	0.194 (0.397)	-0.014 (0.783)	264

Notes: Characteristics of workers in the control (column 1) and treatment (column 2) group. Differences are depicted in column 3. Standard errors (columns 1 and 2) and p-values (column 3) in parenthesis.

Figure C.1 – Contact with recruiter



Notes: The figure depicts the share of workers who contact the recruiter in the control group and in the treatment group, with 95% confidence intervals.