



**University of
Zurich**^{UZH}

**Zurich Open Repository and
Archive**

University of Zurich
Main Library
Strickhofstrasse 39
CH-8057 Zurich
www.zora.uzh.ch

Year: 2012

Unexpected course of the reaction of 2-Unsubstituted 1H-Imidazole 3-Oxides with Ethyl Acrylate

Mlostoń, G ; Urbaniak, K ; Wojciechowska, A ; Linden, Anthony ; Heimgartner, H

Abstract: The attempted ethenylation at C(2) of 2-unsubstituted 1H-imidazole N-oxides with ethyl acrylate (= prop-2-enoate) in the presence of Pd(OAc)₂ does not occur. In contrast to the other aromatic N-oxides, the [2+3] cycloaddition of imidazole N-oxides predominates, and 3-hydroxyacrylates, isomeric with the cycloadducts, are key products for the subsequent reaction. The final products were identified as dehydrated 2+1 adducts of 1H-imidazole N-oxide and ethyl acrylate. The role of the catalyst is limited to the dehydration of the intermediate 3-hydroxypropanoates to give 1H-imidazol-2-yl-substituted acrylates.

DOI: <https://doi.org/10.1002/hlca.201100519>

Posted at the Zurich Open Repository and Archive, University of Zurich

ZORA URL: <https://doi.org/10.5167/uzh-61776>

Journal Article

Accepted Version

Originally published at:

Mlostoń, G; Urbaniak, K; Wojciechowska, A; Linden, Anthony; Heimgartner, H (2012). Unexpected course of the reaction of 2-Unsubstituted 1H-Imidazole 3-Oxides with Ethyl Acrylate. *Helvetica Chimica Acta*, 95(4):577-585.

DOI: <https://doi.org/10.1002/hlca.201100519>

Prof. Dr. H. Heimgartner
Tel. 044 635 4282
Fax 044 635 6836
e-mail: heimgart@oci.uzh.ch

Unexpected Course of the Reaction of 2-Unsubstituted Imidazole 3-Oxides with Ethyl Acrylate

by **Grzegorz Mloston^{a)}*, **Katarzyna Urbaniak^{a)}**, **Alicja Wojciechowska^{a)1)}**,
Anthony Linden^{b)}, and **Heinz Heimgartner^{b)}*****

^{a)} University of Łódź, Department of Organic and Applied Chemistry, Tamka 12, PL-91-403 Łódź (phone: +48 42 6355761; fax: +48 42 6655162; e-mail: gmloston@uni.lodz.pl)

^{b)} Organisch-chemisches Institut der Universität Zürich, Winterthurerstrasse 190, CH-8057 Zürich (phone:+41 44 6354282; fax: +41 44 6356812; e-mail: heimgartner@oci.uzh.ch)

¹⁾ Master thesis of A. W., University of Łódź, 2011

The attempted ethenylation at C(2) of 2-unsubstituted imidazole *N*-oxides with ethyl acrylate in the presence of Pd(OAc)₂ does not occur. In contrast to the other aromatic *N*-oxides, the [2+3] cycloaddition of imidazole *N*-oxides predominates, and 3-hydroxyacrylates, isomeric with the cycloadducts, are key products for the subsequent reaction course. The final products were identified as dehydrated 2+1 adducts of imidazol *N*-oxide and ethyl acrylate. The role of the catalyst is limited to the dehydration of the intermediate 3-hydroxypropanoates to give imidazol-substituted acrylates.

1. Introduction. – In recent years, a series of reports on the synthesis and applications of 2-unsubstituted imidazole 3-oxides **1** was published. In contrast to six-membered aromatic heterocyclic *N*-oxides, they cannot be prepared by direct oxidation of the parent system, but the condensation of α -hydroxyiminoketones with methyldene amines offers a convenient access to this group of reactive imidazole derivatives [1][2]. One of the most characteristic features of their structure is the ‘nitron-like’ pattern, which enables diverse 1,3-dipolar cycloadditions with electron-deficient acetylenes and ethenes as well as isocyanates and thiocarbonyl compounds [2][3]. The initially formed [2+3] cycloadducts have never been isolated, and secondary processes occur leading to the products depicted in *Scheme 1*.

Scheme 1

On the other hand, the C(2)-position of **1** can easily be arylated in the presence of Pd(OAc)₂ with preservation of the *N*-oxide function [4]. The conversion of *N*-oxides **1** into the corresponding imidazoles occurs smoothly upon treatment with *Raney*-Ni at room temperature [5].

The metal-catalyzed formation of new C,C-bonds in aromatic and heteroaromatic rings is a challenging task in modern organic synthesis, and the state of the art in the field of imidazole derivatives has recently been summarized [6]. A frequently studied reaction is the ethenylation with acrylates leading to 3-aryl propenoates. Despite the potential importance of ethenylations of aromatic *N*-oxides, there are, to the best of our knowledge, only two reports known on Pd-catalyzed reactions of this type (*Scheme 2*). In one case, pyridine *N*-oxides **2** were converted regioselectively into 3-(pyridin-2-yl) propenoates **3** with a preserved *N*-oxide group in

high yield [8]. The second reaction reported is the transformation of quinoline *N*-oxides **4** into the propenoates **5**. In these reactions, a spontaneous deoxygenation of the *N*-oxide occurred [9].

Scheme 2

In a recent report, the synthesis of 2-hydroxy-3-(isoquinolin-1-yl)propanoates **6** was described, formed *via* the *in situ* generated isoquinoline *N*-oxide and acrylates in the presence of LiOH as a base [9] (*Scheme 3*). It is worth mentioning that this reaction proceeds without transition metal-catalysis.

Scheme 3

Thermal [2+3] cycloadditions of acrylates with aromatic *N*-oxides, which in general are recognized as poor 1,3-dipoles, are almost unknown. *Huisgen* and coworkers have shown that phenanthridine *N*-oxide and ethyl acrylate react in DMF solution at 75° to give products of type **6** [10]. The formation of the latter has been rationalized by a [2+3] cycloaddition, followed by a spontaneous ring opening of the intermediate isoxazolidine. In addition, the reaction of quinoline *N*-oxide with 2-methylacrylonitrile to produce an analogous ring opened product identified as 2-hydroxy-2-methyl-3-(quinolin-2-yl)propionitrile has been reported [11].

Prompted by the results described in [7] and [8], we decided to study the reaction of ethyl acrylate with 2-unsubstituted imidazole 3-oxides **1** both in the presence and in the absence of a catalytic amount of Pd(AcO)₂.

Results and Discussion. – In a preliminary experiment, equimolar amounts of ethyl acrylate and 1-methyl-4,5-diphenylimidazole 3-oxide (**1a**) were dissolved in CHCl_3 . No reaction took place at room temperature nor when the solution was heating to reflux. Therefore, the starting **1a** and a 5-fold excess of acrylate were dissolved in *N*-methylpyrrolidone (NMP), and the solution was heated in an oil bath (110°). After *ca.* 1 h, the reaction was stopped and chromatographic workup led to an oily product. The spectroscopic data confirmed the structure of the 3-hydroxypropanoate **7a** (*Scheme 4*). Analogous products **7b** – **7d** were obtained with 1-ethyl-, 1-propyl-, and 1-allyl-4,5-diphenyl imidazole 3-oxides in 26–33% yield. Attempted experiments with the corresponding 4,5-dimethyl- or 4-methyl-5-phenyl imidazole 3-oxides led to complex mixtures of products.

Scheme 4

The formation of the β -hydroxyesters **7** can be explained plausibly by an initial [2+3] cycloaddition to give **8** and subsequent opening of the isoxazolidine ring *via* cleavage of the N–O bond and aromatization of the imidazole unit.

In order to achieve the ethenylation product of **1a**, a similar experiment with ethyl acrylate was carried out in the presence of 5 mol% of $\text{Pd}(\text{OAc})_2$. After *ca.* 1 h, an analogous result was obtained as in the absence of the catalyst. When the reaction time was extended to 2.5 h, no **7a** was present in the mixture. Chromatographic workup afforded a crystalline material, which showed signals from two MeN and only one EtO groups in the $^1\text{H-NMR}$ spectrum. These data suggested that the new product contains two imidazole units and one propanoate fragment. The HR-MS showed the $[M+1]$ peak at m/z 583.2700, which corresponds to a structure formed from two molecules **1a** and

one molecule of ethyl acrylate after elimination of H₂O. Finally, an X-ray crystal structure determination disclosed unambiguously the molecular structure of product **9a**, which formally corresponds to a *Michael* adduct of 1-methyl-4,5-diphenyl imidazol-2-one (**10a**) with 2-(imidazol-2-yl)acrylate **11a** (*Scheme 5, Figure*). Most likely, the latter compound is formed *in situ* by dehydration of **7a**. The imidazolone **10a** can be formed *in situ* via thermal isomerization of **1a** [13]. The analogous reaction course leading to products **9** was observed starting with **1b** – **1d**.

Scheme 5

Figure. *ORTEP plot* [12] of the molecular structure of **9a** (with 50% probability ellipsoids; arbitrary numbering of the atoms).

In order to get additional support for the proposed reaction mechanism, three control experiments were carried out. Firstly, the isolated hydroxyester **7b** was dehydrated in NMP solution at 110° in the absence as well as in the presence of catalytic amounts of Pd(OAc)₂. After 1 h, the progress of the reaction in both cases was examined by ¹H-NMR spectroscopy. Whereas the reaction performed in the presence of Pd(OAc)₂ was complete, yielding **11b** exclusively, the reaction without Pd(OAc)₂ gave **11b** only in traces, and more than 90% of **7b** were still present in the mixture. Secondly, a mixture of the isolated **11b** and imidazolone **10b** (R = Et) were heated in NMP in the presence of catalytic amounts of Pd(OAc)₂. After 2 h, the ¹H-NMR spectrum of the mixture showed the presence of unchanged substrates, and no **9b** could be detected. In the third experiment, equimolar amounts of **11b** and **1a** (R = Me) were heated in NMP solution at 110° in the absence of Pd(OAc)₂. After 1 h, the mixture was analyzed by ¹H-

NMR spectroscopy. However, also in this case, no traces of the expected ‘mixed product’ of type **9** were found in the mixture.

These results show that the formation of products **9** does not result from the reaction of **11** either with isolated imidazolones **10** or with *N*-oxides **1**. Therefore, the formulation of a convincing mechanism of a cascade reaction leading to the *Michael* adducts of type **9** is not possible at the moment.

3. Conclusions. – The present study shows that 2-unsubstituted imidazole *N*-oxides, in contrast to quinoline and pyridine *N*-oxides, do not undergo the ethenylation reaction with ethyl acrylate in the presence of Pd(OAc)₂. The obtained results show that under the applied conditions the preferred reaction is the [2+3] cycloaddition, which occurs regioselectively, leading to 3-hydroxypropanoate, which is a product of the spontaneous ring-opening of the five-membered cycloadduct. It is worth mentioning that the structures of the isolated hydroxyesters **7** do not correspond with those of products of analogous reactions with isoquinoline and quinoline *N*-oxides, respectively [9–11]. The catalyst used in the reaction accelerates the dehydration of the hydroxyester, formed after ring opening of the initial isoxazolidine derivative.

Acknowledgment

The authors thank PD Dr. *L. Bigler* (University of Zurich) for recording of a series of HR-MS and Mrs. *Małgorzata Celeda* (University of Łódź) for her skilful help in the preparation of starting imidazole *N*-oxides.

Experimental Part

1. *General*. M.p.: *MEL-TEMP. II (Aldrich)*; uncorrected. IR Spectra: *NEXUS FT-IR* instrument; in KBr or as film; absorptions in cm^{-1} . $^1\text{H-NMR}$ and $^{13}\text{C-NMR}$ Spectra: *BRUKER AVANCE III* instrument (^1H at 600 and ^{13}C at 150 MHz) using solvent signal as reference; in CDCl_3 ; chemical shifts (δ) in ppm; coupling constants J in Hz. The majority of the ^{13}C signals were assigned with the aid of DEPT spectra. ESI-HR-MS: *Finnigan MAT-95* spectrometer.

2. *Starting Materials*. The used reagents and solvents such as ethyl acrylate, Pd(II)(OAc)_2 , *N*-methylpyrrolidone (NMP), petroleum ether, Et_2O , diisopropyl ether, pentane, and AcOEt are commercially available. Imidazole *N*-oxides **1** were prepared according to known protocols [13].

3. *Reactions of 2-Unsubstituted Imidazole N-Oxides with Ethyl Acrylate*. A mixture of the corresponding imidazole *N*-oxide **1** (1 mmol), ethyl acrylate (5 mmol), Pd(OAc)_2 (5 mol%), and *N*-methylpyrrolidone (1 ml), used as a solvent, was heated under Ar in an oil bath at 110° for 40–45 min. After evaporation of the solvent and excess ethyl acrylate by vacuum distillation (bulb-to-bulb), the obtained residues were separated on prep. TLC plates (SiO_2 ; hexane or petroleum ether/AcOEt 1:1) to give products **7** as pale yellow oils. Analogous results were obtained when the reactions were carried out without the addition of catalytic amounts of Pd(OAc)_2 .

When the reactions were carried out for 2 – 2.5 h, no 3-hydroxypropanoates **7** were present in the crude mixtures. Separation by prep. TLC gave solid materials identified as products **9**, which subsequently were purified by crystallization from mixtures of petroleum ether or pentane with small amounts of Et_2O or diisopropyl ether.

Ethyl 3-Hydroxy-2-(1-methyl-4,5-diphenylimidazol-2-yl)propanoate (7a). Yield: 98 mg (28%). Pale yellow oil. IR (film): 3355 (OH), 3062, 2981, 2959, 2934, 2248,

1733 (C=O), 1603, 1507, 1465, 1443, 1301, 1243, 1185, 1072, 1055, 1044, 910, 732, 700, 648. $^1\text{H-NMR}$ (CDCl_3): 1.34 (*t*, 3H, $J_{\text{H,H}} \approx 7.1$, MeCH_2O); 3.35 (*s*, 3H, MeN); 3.92 (*t*, 1H, $J_{\text{H,H}} \approx 4.0$, HOCH_2CH); 4.25–4.35 (*m*, 2H, MeCH_2O); 4.46 (*d*, 2H, $J_{\text{H,H}} \approx 4.0$, HOCH_2CH); 5.16 (*br. s*, 1H, OH); 7.14–7.52 (*m*, 10 arom. CH). $^{13}\text{C-NMR}$ (CDCl_3): 14.2 (MeCH_2O); 31.0 (MeN); 45.9 (HOCH_2CH); 61.7, 63.5 (2 CH_2O); 126.4, 126.6, 128.1, 128.8, 129.1, 130.9 (10 arom. CH); 129.4, 130.8, 134.2, 136.3 (2 arom. C, C(4), C(5)); 143.9 (C(2)), 169.8 (C=O). HR-ESI-MS: 351.1730 ($[M+H]^+$; $\text{C}_{21}\text{H}_{23}\text{N}_2\text{O}_3^+$; calc. 351.1703).

Ethyl 2-(1-Ethyl-4,5-diphenylimidazol-2-yl)-3-hydroxypropanoate (7b). Yield: 120 mg (33%). Pale yellow oil. IR (film): 3355 (OH), 3057, 2982, 2937, 2875, 2305, 1736 (C=O), 1603, 1507, 1473, 1446, 1327, 1266, 1181, 1072, 1045, 1029, 955, 738, 774, 700. $^1\text{H-NMR}$ (CDCl_3): 1.14 (*t*, 3H, $J_{\text{H,H}} \approx 7.2$, MeCH_2N); 1.34 (*t*, 3H, $J_{\text{H,H}} \approx 7.0$, MeCH_2O); 3.77–3.84 (*m*, 2H, MeCH_2N); 3.92 (*t*, 1H, $J_{\text{H,H}} \approx 4.0$, HOCH_2CH); 4.21–4.34 (*m*, 2H, MeCH_2O); 4.42 (*d*, 2H, $J_{\text{H,H}} \approx 4.0$, HOCH_2CH); 5.22 (*br. s*, 1H, OH); 7.14–7.52 (*m*, 10 arom. CH). $^{13}\text{C-NMR}$ (CDCl_3): 14.2 (MeCH_2O); 15.9 (MeCH_2N); 38.7 (MeCH_2N); 45.8 (HOCH_2CH); 61.7, 62.9 (2 CH_2); 126.3, 126.5, 128.0, 128.9, 129.1, 131.1 (10 arom. CH); 128.6, 131.2, 134.2, 136.6 (2 arom. C, C(4), C(5)); 143.2 (C(2)); 170.1 (C=O). HR-ESI-MS: 365.1870 ($[M+H]^+$; $\text{C}_{22}\text{H}_{25}\text{N}_2\text{O}_3^+$; calc. 365.1860).

Ethyl 2-(4,5-Diphenyl-1-propylimidazol-2-yl)-3-hydroxypropanoate (7c). Yield: 110 mg (29%). Pale yellow oil. IR (film): 3351 (OH), 3060, 2970, 2935, 2876, 1736 (C=O), 1603, 1507, 1470, 1445, 1369, 1239, 1179, 1073, 1046, 1028, 968, 775, 699. $^1\text{H-NMR}$ (CDCl_3): 0.78 (*t*, 3H, $J_{\text{H,H}} \approx 7.4$, $\text{MeCH}_2\text{CH}_2\text{N}$); 1.34 (*t*, 3H, $J_{\text{H,H}} \approx 7.1$, MeCH_2O); 1.47–1.54 (*m*, 2H, $\text{MeCH}_2\text{CH}_2\text{N}$); 3.68–3.71 (*m*, 2H, CH_2N); 3.93 (*t*, 1H, $J_{\text{H,H}} \approx 4.2$, HOCH_2CH); 4.27–4.32 (*m*, 2H, MeCH_2); 4.43 (*d*, 2H, $J_{\text{H,H}} \approx 4.2$, HOCH_2CH); 5.18 (*br. s*, 1H, OH); 7.13–7.51 (*m*, 10 arom. CH). $^{13}\text{C-NMR}$ (CDCl_3):

11.0 (*MeCH₂CH₂N*); 14.2 (*MeCH₂*); 23.8 (*MeCH₂CH₂N*); 45.5 (*CH₂N*); 45.9 (*HOCH₂CH*); 61.5, 62.9 (2 *CH₂*); 126.3, 126.5, 128.0, 128.8, 129.1, 131.1 (10 arom. *CH*); 128.0, 131.2, 134.2, 136.5 (2 arom. *C*, *C*(4), *C*(5)); 143.5 (*C*(2)); 170.1 (*C=O*). HR-ESI-MS: 379.2013 ($[M+H]^+$, $C_{23}H_{27}N_2O_3^+$; calc. 379.2016).

Ethyl 2-(1-Allyl-4,5-diphenylimidazol-2-yl)-3-hydroxypropanoate (7d). Yield: 100 mg (27%). Pale yellow oil. IR (film): 3366 (*OH*), 3058, 2982, 2936, 2868, 1736 (*C=O*), 1603, 1508, 1462, 1444, 1370, 1328, 1266, 1181, 1100, 1044, 1030, 924, 775, 738, 701. ¹H-NMR ($CDCl_3$): 1.34 (*t*, 3H, $J_{H,H} \approx 7.1$, *MeCH₂O*); 3.86 (*t*, 1H, $J_{H,H} \approx 4.1$, *HOCH₂CH*); 4.24–4.31 (*m*, 2H, *MeCH₂O*); 4.34–4.37 (*m*, 2H, *HOCH₂CH*); 4.38–4.42 (*m*, 2H, *CH₂N*); 4.92 (*dd*, 1H, $J_{H,H} \approx 17.0, 0.7$, *CH₂=CH*); 5.20 (*dd*, 1H, $J_{H,H} \approx 10.0, 0.7$, *CH₂=CH*); 5.77–5.85 (*m*, 1H, *CH₂=CH*); 7.14–7.50 (*m*, 10 arom. *CH*). ¹³C-NMR ($CDCl_3$): 14.2 (*MeCH₂*); 45.7 (*HOCH₂CH*); 45.9 (*CH₂N*); 61.7, 62.8 (2 *CH₂*); 117.1 (*HOCH₂CH*); 126.4, 126.6, 128.1, 128.9, 129.0, 131.0, 132.9 (10 arom. *CH*, *CH=CH₂*); 128.0, 131.2, 134.2, 136.5 (2 arom. *C*, *C*(4), *C*(5)); 143.5 (*C*(2)); 170.0 (*C=O*). HR-ESI-MS: 377.1860 ($[M+H]^+$, $C_{23}H_{25}N_2O_3^+$; calc. 377.1864).

Ethyl 2-(1-Methyl-4,5-diphenylimidazol-2-yl)-3-(3-methyl-2-oxo-4,5-diphenylimidazol-1-yl)propanoate (9a). Yield: 60 mg (21%). Pale yellow crystals. M.p. 193–195° (petroleum ether/diisopropyl ether). IR (KBr): 3057, 2978, 2954, 1736 (*C=O*), 1684 (*C=O*), 1602, 1505, 1452, 1395, 1368, 1297, 1208, 1156, 1072, 1025, 918, 852, 777, 700, 615, 505. ¹H-NMR ($CDCl_3$): 1.23 (*t*, 3H, $J_{H,H} \approx 7.1$, *MeCH₂O*); 3.22 (*s*, 3H, *MeN*); 3.35 (*s*, 3H, *MeN*); 4.09–4.14 (*m*, 1H, *MeCH₂O*); 4.17–4.23 (*m*, 1H, *MeCH₂O*); 4.42 (*dd*, $J_{H,H} \approx 14.0, 8.2$, 1H, *CH₂N*); 4.58 (*dd*, 1H, $J_{H,H} \approx 14.0, 7.0$, *CH₂N*); 4.90 (*t*, $J_{H,H} \approx 7.5$, 1H, *CH₂CH*); 7.07–7.22 (*m*, 20 arom. *CH*). ¹³C-NMR ($CDCl_3$): 14.1 (*MeCH₂*); 28.8, 31.1 (2 *MeN*); 42.1 (*CH₂CH*); 42.6 (*CH₂N*); 61.4 (*MeCH₂*); 126.0, 126.8, 127.9, 128.0, 128.4, 128.5, 129.0, 130.1, 130.6, 130.9 (20 arom. *CH*); 121.5,

121.6, 128.6, 129.0, 129.5, 131.3, 134.7, 137.0, 142.5 (4 arom. C, 2 C(4), 2 C(5), C(2)); 153.9, 169.6 (2 C=O). HR-ESI-MS: 583.2700 ($[M+H]^+$, $C_{37}H_{35}N_4O_3^+$; calc. 583.2703).

Crystals of **9a** suitable for the X-ray crystal-structure determination were grown from CH_2Cl_2 /diisopropyl ether.

Ethyl 2-(1-Ethyl-4,5-diphenylimidazol-2-yl)-3-(3-ethyl-2-oxo-4,5-diphenylimidazol-1-yl)propanoate (9b). Yield: 70 mg (23%). Pale yellow crystals. M.p. 165–168° (petroleum ether/Et₂O). IR (KBr): 3063, 2979, 2934, 1744 (C=O), 1674 (C=O), 1602, 1506, 1446, 1407, 1352, 1302, 1229, 1201, 1061, 1027, 958, 862, 772, 700, 609, 542. ¹H-NMR (CDCl₃): 1.06–1.14 (*m*, 6H, 2 MeCH₂N); 1.23 (*t*, 3H, *J*_{H,H} ≈ 7.1, MeCH₂O); 3.66–3.72 (*m*, 1H, MeCH₂O); 3.72–3.77 (*m*, 1H, MeCH₂N); 3.79–3.85 (*m*, 1H, MeCH₂N); 3.89–3.95 (*m*, 1H, MeCH₂N); 4.06–4.12 (*m*, 1H, MeCH₂O); 4.19–4.24 (*m*, 1H, MeCH₂O); 4.40 (*dd*, 1H, *J*_{H,H} ≈ 14.0, 7.0, CH₂N); 4.63 (*dd*, 1H, *J*_{H,H} ≈ 14.0, 8.0, CH₂N); 4.94 (*t*, 1H, *J*_{H,H} ≈ 7.4, CH₂CH); 7.08–7.49 (*m*, 20 arom. CH). ¹³C-NMR (CDCl₃): 14.0, 14.7 (2 MeCH₂N); 16.2 (MeCH₂); 36.6, 38.6 (2 MeCH₂N); 41.5 (CH₂CH); 43.3 (CH₂N); 61.3 (MeCH₂); 125.9, 126.7, 127.8, 127.9, 127.9, 128.3, 128.4, 128.5, 129.0, 130.3, 130.5, 130.9 (20 arom. CH); 120.9, 121.8, 128.4, 128.5, 129.3, 131.7, 134.7, 137.3, 142.0 (4 arom. C, 2 C(4), 2 C(5), C(2)); 153.4, 169.6 (2 C=O). HR-ESI-MS: 611.3020 ($[M+H]^+$, $C_{39}H_{39}N_4O_3^+$; calc. 611.3016).

Ethyl 2-(4,5-Diphenyl-1-propylimidazol-2-yl)-3-(2-oxo-4,5-diphenyl-3-propylimidazol-1-yl)propanoate (9c). Yield: 50 mg (16%). Pale yellow crystals. M.p. 136–138° (petroleum ether/Et₂O). IR (KBr): 3057, 2965, 2934, 2875, 1740 (C=O), 1683 (C=O), 1603, 1505, 1448, 1403, 1367, 1296, 1227, 1196, 1155, 1073, 1027, 918, 868, 775, 699, 645, 616, 509. ¹H-NMR (CDCl₃): 0.65, 0.67 (2*t*, 6H, *J*_{H,H} ≈ 7.4, 2 MeCH₂CH₂N); 1.23 (*t*, 3H, *J*_{H,H} ≈ 7.1, MeCH₂O); 3.58–3.84 (*m*, 8H, 2 MeCH₂CH₂); 4.07–4.13 (*m*, 1H, MeCH₂O); 4.17–4.23 (*m*, 1H, MeCH₂O); 4.43 (*dd*, 1H, *J*_{H,H} ≈ 14.0,

8.0, CH₂N); 4.65 (*dd*, 1H, $J_{\text{H,H}} \approx 14.0$, 6.7, CH₂N); 4.90 (*t*, 1H, $J_{\text{H,H}} \approx 7.4$, CH₂CH); 7.07–7.49 (*m*, 20 arom. CH). ¹³C-NMR (CDCl₃): 11.0 (2 MeCH₂CH₂N); 14.0 (MeCH₂); 22.5, 24.0 (2 MeCH₂CH₂N); 41.6 (CH₂CH); 43.2, 43.3 (2 MeCH₂CH₂N); 45.3 (CH₂N); 61.3 (MeCH₂); 125.9, 126.8, 127.7, 127.8, 127.9, 128.3, 128.4, 128.5, 128.9, 130.3, 130.6, 131.0 (20 arom. CH); 121.2, 121.8, 128.7, 129.4, 131.8, 134.7, 137.2, 142.4 (4 arom. C, 2 C(4), 2 C(5), C(2)); 153.6, 169.6 (2 C=O). HR-ESI-MS: 639.3333 ([M+H]⁺, C₄₁H₄₃N₄O₃⁺; calc. 639.3329).

Ethyl 2-(1-Allyl-4,5-diphenylimidazol-2-yl)-3-(3-allyl-2-oxo-4,5-diphenylimidazol-1-yl)propanoate (9d): Yield: 65 mg (21%). Pale yellow crystals. M.p. 132–134° (pentane/Et₂O). IR (KBr): 3439, 3061, 3025, 2980, 2923, 1734 (C=O), 1694 (C=O), 1602, 1505, 1445, 1396, 1351, 1256, 1228, 1194, 1161, 1098, 1071, 1028, 944, 923, 866, 777, 702, 667, 650, 615, 543, 502. ¹H-NMR (CDCl₃): 1.20 (*t*, 3H, $J_{\text{H,H}} \approx 7.1$, MeCH₂O); 4.05–4.10 (*m*, 1H, MeCH₂O); 4.15–4.20 (*m*, 1H, MeCH₂O); 4.20–4.30 (*m*, 2H, NCH₂(allyl)); 4.35–4.48 (*m*, 2H, NCH₂(allyl)); 4.43 (*dd*, 1H, $J_{\text{H,H}} \approx 14.0$, 7.5, CH₂N); 4.62 (*dd*, 1H, $J_{\text{H,H}} \approx 14.0$, 7.0, CH₂N); 4.81–4.85 (*m*, 2H, CH₂=CH); 4.97 (*dd*, 1H, $J_{\text{H,H}} \approx 10.0$, 0.7, CH₂=CH); 5.06 (*dd*, 1H, $J_{\text{H,H}} \approx 10.0$, 0.7, CH₂=CH); 5.09 (*t*, 1H, $J_{\text{H,H}} \approx 7.0$, CH₂CH); 5.73–5.83 (*m*, 2H, 2 CH₂=CH); 7.08–7.45 (*m*, 20 arom. CH). ¹³C-NMR (CDCl₃): 14.0 (MeCH₂); 41.8 (CH₂CH); 43.1, 43.9, 45.8 (3 CH₂N); 61.3 (CH₂O); 116.6, 116.8 (2 CH₂=CH); 126.0, 126.8, 127.9, 128.01, 128.02, 128.3, 128.4, 128.7, 128.8, 130.4, 130.6, 131.1, 133.3, 133.4 (2 CH₂=CH, 20 arom. CH); 121.3, 121.8, 128.1, 128.5, 129.0, 129.04, 129.1, 131.3 (4 arom. C, 2 C(4), 2 C(5), C(2)); 153.4, 169.5 (2 C=O). HR-ESI-MS: 635.3011 ([M+H]⁺, C₄₁H₃₉N₄O₃⁺; calc. 635.3016).

4. *Dehydration of 3-Hydroxypropanoate 7b. – Experiment A* (in the presence of Pd(OAc)₂). A soln. of **7b** (1 mmol) in *N*-methylpyrrolidone (1 ml) was heated in an oil bath at 110° for 1 h in the presence of a catalytic amount (*ca.* 15 mg) of Pd(OAc)₂. After this time, the solvent was evaporated by vacuum distillation and the crude mixture was separated on prep. TLC plates (SiO₂; petroleum ether/AcOEt 3:2) to give *ethyl 2-(1-ethyl-4,5-diphenylimidazol-2-yl)acrylate (11b)* as a semi-solid material. This quite unstable compound was used for further experiments with no additional purification. Yield after chromatographic workup: 240 mg (68%). IR (KBr): 3058, 2963, 2932, 2872, 1734, 1602, 1506, 1261, 1096, 1024, 803, 773, 696. ¹H-NMR (CDCl₃): 1.06 (*t*, *J*_{H,H} = 7.2, MeCH₂N); 1.36 (*t*, *J*_{H,H} = 7.1, MeCH₂O); 3.80 (*q*, *J*_{H,H} = 7.2, MeCH₂N); 4.34 (*q*, *J*_{H,H} = 7.1, MeCH₂O); 6.36, 6.79 (*2d*, *J*_{H,H} = 1.4, =CH₂); 7.14–7.49 (*m*, 10 arom. CH). ¹³C-NMR (CDCl₃): 14.2, 19.9 (2 MeCH₂); 39.6 (CH₂N); 61.5 (CH₂O); 126.2, 126.8, 128.0, 128.7, 129.0, 131.0 (10 arom. CH); 133.9 (C=CH₂); 129.4, 131.3, 132.9, 134.5, 137.7, 142.9 (2 arom. C, C(2), C(4), C(5), C=CH₂); 165.3 (C=O). ESI-MS (MeCN; C₂₂H₂₂N₂O₂): 369 (20, [M+Na]⁺), 347 (100, [M+1]⁺). HR-EI-MS (70eV): 346.1681 ([M⁺], C₂₂H₂₂N₂O₂⁺; calc. 346.1687).

Experiment B (in the absence of Pd(OAc)₂). A soln. of **7b** (1 mmol) in *N*-methylpyrrolidone (1 ml) was heated in an oil bath at 110° for 1 h. After this time, the solvent was evaporated by vacuum distillation and the crude, oily mixture was analyzed by means of ¹H-NMR spectroscopy. In this case, **7b** was still the main component of the crude reaction mixture.

5. *X-Ray Crystal Structure Determination of 9a (Table and Figure)*²). All measurements were made on an *Agilent Technologies SuperNova* area-detector diffractometer [14] using MoK_α radiation ($\lambda = 0.71073 \text{ \AA}$) from a micro-focus X-ray source and an *Oxford Instruments Cryojet XL* cooler. Data reduction was performed with *CrysAlisPro* [14]. The intensities were corrected for *Lorentz* and polarization effects, and an empirical absorption correction using spherical harmonics [14] was applied. The space group was uniquely determined by the systematic absences. Equivalent reflections were merged. The data collection and refinement parameters are given in the *Table*. A view of the molecule is shown in the *Figure*. The structure was solved by direct methods using *SHELXS97* [15], which revealed the positions of all non-H-atoms. The non-H-atoms were refined anisotropically. All of the H-atoms were placed in geometrically calculated positions and refined by using a riding model where each H-atom was assigned a fixed isotropic displacement parameter with a value equal to $1.2U_{\text{eq}}$ of its parent C-atom ($1.5U_{\text{eq}}$ for the Me groups). The refinement of the structure was carried out on F^2 by using full-matrix least-squares procedures, which minimized the function $\sum w(F_o^2 - F_c^2)^2$. A correction for secondary extinction was applied. Neutral atom scattering factors for non-H-atoms were taken from [16a], and the scattering factors for H-atoms were taken from [17]. Anomalous dispersion effects were included in F_c [18]; the values for f' and f'' were those of [16b]. The values of the mass attenuation coefficients are those of [16c]. The *SHELXL97* program [15] was used for all calculations.

²) CCDC-859644 contains the supplementary crystallographic data for this paper. These data can be obtained free of charge from the *Cambridge Crystallographic Data Centre*, via www.ccdc.cam.ac.uk/data_request/cif.

Table. Crystallographic Data for Compound **9a**

REFERENCES

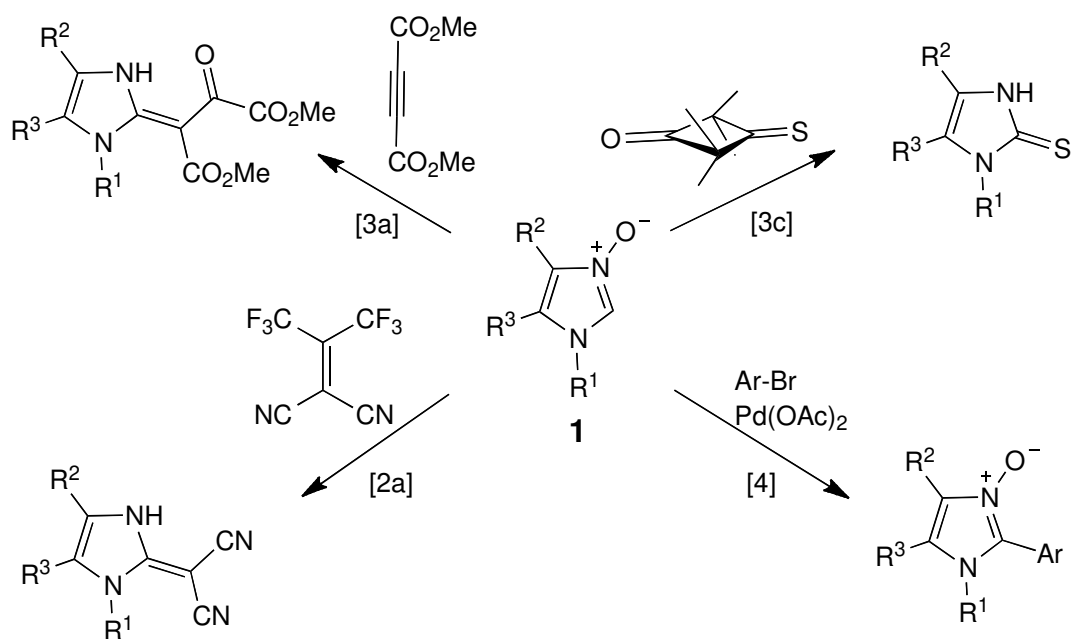
- [1] G. V. Nikitina, M. S. Pevzner, *Chem. Heterocycl. Comp.* **1993**, 127.
- [2] a) G. Mlostoń, M. Jasiński, A. Linden, H. Heimgartner, *Helv. Chim. Acta* **2006**, 89, 1304; b) G. Mlostoń, P. Mucha, K. Urbaniak, K. Broda, H. Heimgartner, *Helv. Chim. Acta* **2008**, 89, 232.
- [3] a) G. Mlostoń, T. Gendek, H. Heimgartner, *Tetrahedron* **2000**, 5405; b) G. Mlostoń, M. Jasiński, H. Heimgartner, *Eur. J. Org. Chem.* **2011**, 2542; c) G. Mlostoń, T. Gendek, H. Heimgartner, *Helv. Chim. Acta* **1998**, 81, 1585.
- [4] G. Mlostoń, M. Jasiński, *Coll. Czech. Chem. Commun.* **2010**, 75, 871.
- [5] a) G. Mlostoń, J. Romański, M. Jasiński, H. Heimgartner, *Tetrahedron: Asymmetry* **2009**, 20, 1073; b) P. Mucha, G. Mlostoń, M. Jasiński, A. Linden, H. Heimgartner, *Tetrahedron: Asymmetry* **2008**, 19, 1600.
- [6] F. Bellina, R. Rossi, *Adv. Synth. Catal.* **2010**, 352, 1223.
- [7] S. H. Cho, S. J. Hwang, S. Chang, *J. Am. Chem. Soc.* **2008**, 130, 9254.
- [8] J. Wu, X. Cui, I. Chen, G. Jiang, Y. Wu, *J. Am. Chem. Soc.* **2009**, 131, 13888.
- [9] S. Ye, K. Gao, J. Wu, *Adv. Synth. Catal.* **2010**, 352, 1746.
- [10] R. Huisgen, H. Seidl, *Tetrahedron Lett.* **1963**, 2023; R. Huisgen, H. Seidl, J. Wulff, *Chem. Ber.* **1969**, 102, 915.
- [11] M. Hamana, K. Funakoshi, H. Shigyo, Y. Kuchino, *Chem. Pharm. Bull.* **1975**, 23, 346.

- [12] C.K. Johnson, *ORTEP II*, Report ORNL-5138, Oak Ridge National Laboratory, Oak Ridge, Tennessee, 1976.
- [13] a) R. Bartnik, W. E. Hahn, G. Mlostoń, *Roczniki Chem.* **1977**, *51*, 49; *Chem. Abstr.* **1977**, *87*, 53155g; b) M. Jasiński, G. Mlostoń, A. Linden H. Heimgartner, *Helv. Chim. Acta* **2008**, *91*, 1916.
- [14] *CrysAlisPro*, Version 1.171.34.49, Agilent Technologies, Yarnton, Oxfordshire, England, 2011.
- [15] G. M. Sheldrick, *Acta Crystallogr. Sect. A* **2008**, *64*, 112.
- [16] a) E. N. Maslen, A. G. Fox, M. A. O'Keefe, in 'International Tables for Crystallography', Ed. A. J. C. Wilson, Kluwer Academic Publishers, Dordrecht, 1992, Vol. C, Table 6.1.1.1, pp. 477–486; b) D. C. Creagh, W. J. McAuley, in 'International Tables for Crystallography', Ed. A. J. C. Wilson, Kluwer Academic Publishers, Dordrecht, 1992, Vol. C, Table 4.2.6.8, pp. 219–222; c) D. C. Creagh, J. H. Hubbell, in 'International Tables for Crystallography', Ed. A. J. C. Wilson, Kluwer Academic Publishers, Dordrecht, 1992, Vol. C, Table 4.2.4.3, pp. 200–206.
- [17] R. F. Stewart, E. R. Davidson, W. T. Simpson, *J. Chem. Phys.* **1965**, *42*, 3175.
- [18] J. A. Ibers, W. C. Hamilton, *Acta Crystallogr.* **1964**, *17*, 781.

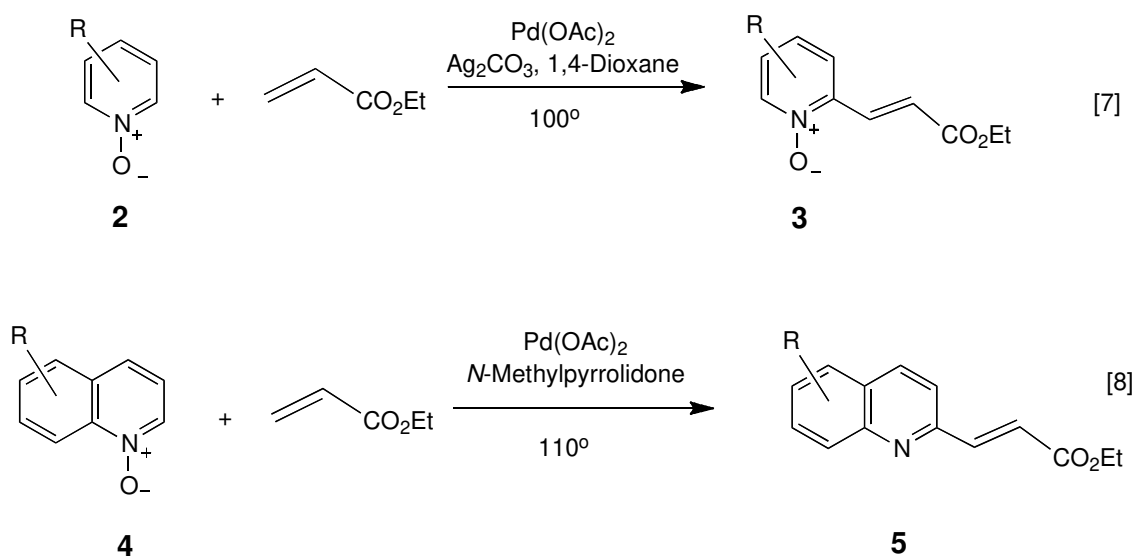
Table. *Crystallographic Data for Compound 9a*

Crystallized from	CH ₂ Cl ₂ /diisopropylether
Empirical formula	C ₃₇ H ₃₄ N ₄ O ₃
Formula weight [g mol ⁻¹]	582.70
Crystal color, habit	colorless, prism
Crystal dimensions [mm]	0.08 × 0.20 × 0.40
Temperature [K]	160(1)
Crystal system	monoclinic
Space group	<i>P</i> 2 ₁ / <i>c</i>
<i>Z</i>	4
Reflections for cell determination	9701
2 θ range for cell determination [°]	4–59
Unit cell parameters	
<i>a</i> [Å]	15.5476(6)
<i>b</i> [Å]	10.0461(3)
<i>c</i> [Å]	19.8750(7)
β [°]	95.067(3)
<i>V</i> [Å ³]	3092.20(19)
<i>D_x</i> [g cm ⁻³]	1.252
μ (MoK α) [mm ⁻¹]	0.0805
Scan type	ω
2 $\theta_{\text{(max)}}$ [°]	59.1
Transmission factors (min; max)	0.731; 1.000
Total reflections measured	28418
Symmetry independent reflections	7690
Reflections with $I > 2\sigma(I)$	5820
Reflections used in refinement	7690
Parameters refined	401
Final $R(F)$ [$I > 2\sigma(I)$ reflections]	0.0447
$wR(F^2)$ (all data)	0.1160
Weights:	$w = [\sigma^2(F_o^2) + (0.0484P)^2 + 0.9470P]^{-1}$ where $P = (F_o^2 + 2F_c^2)/3$
Goodness of fit	1.030
Secondary extinction coefficient	0.0026(5)
Final $\Delta_{\text{max}}/\sigma$	0.001
$\Delta\rho$ (max; min) [e Å ⁻³]	0.30; -0.20

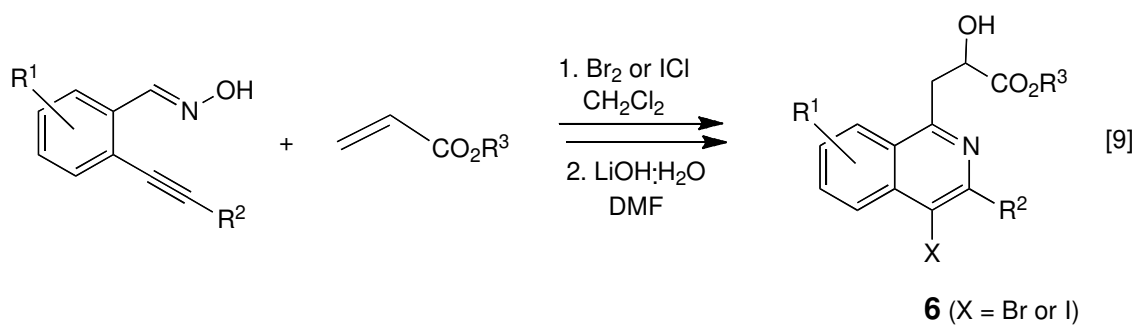
Scheme 1



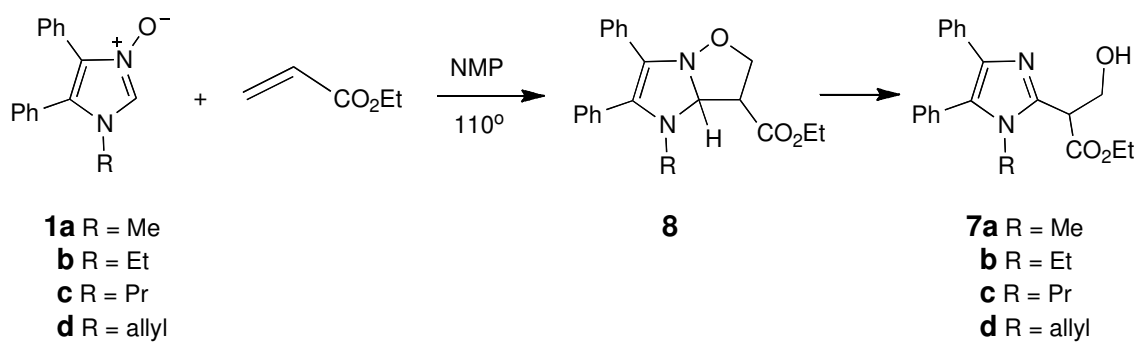
Scheme 2



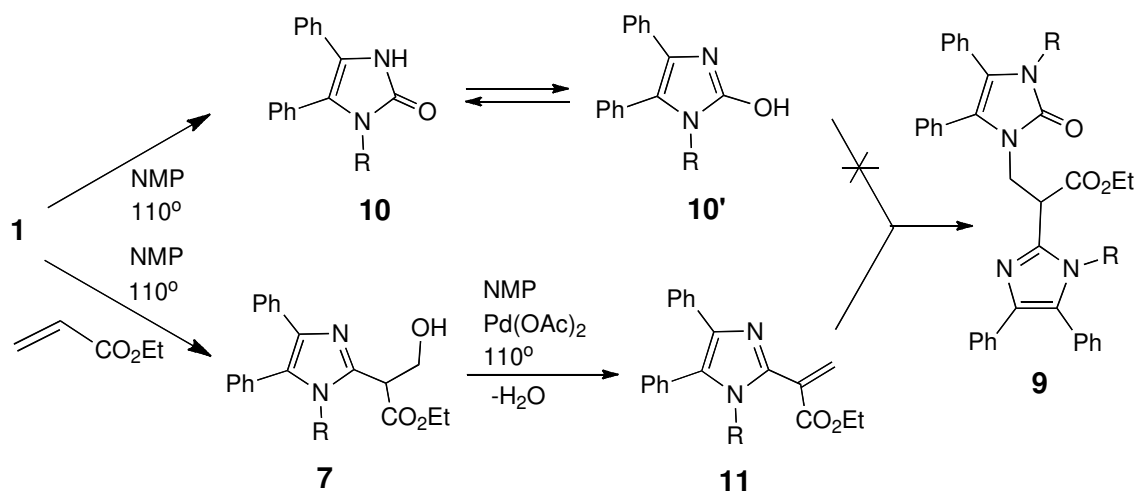
Scheme 3



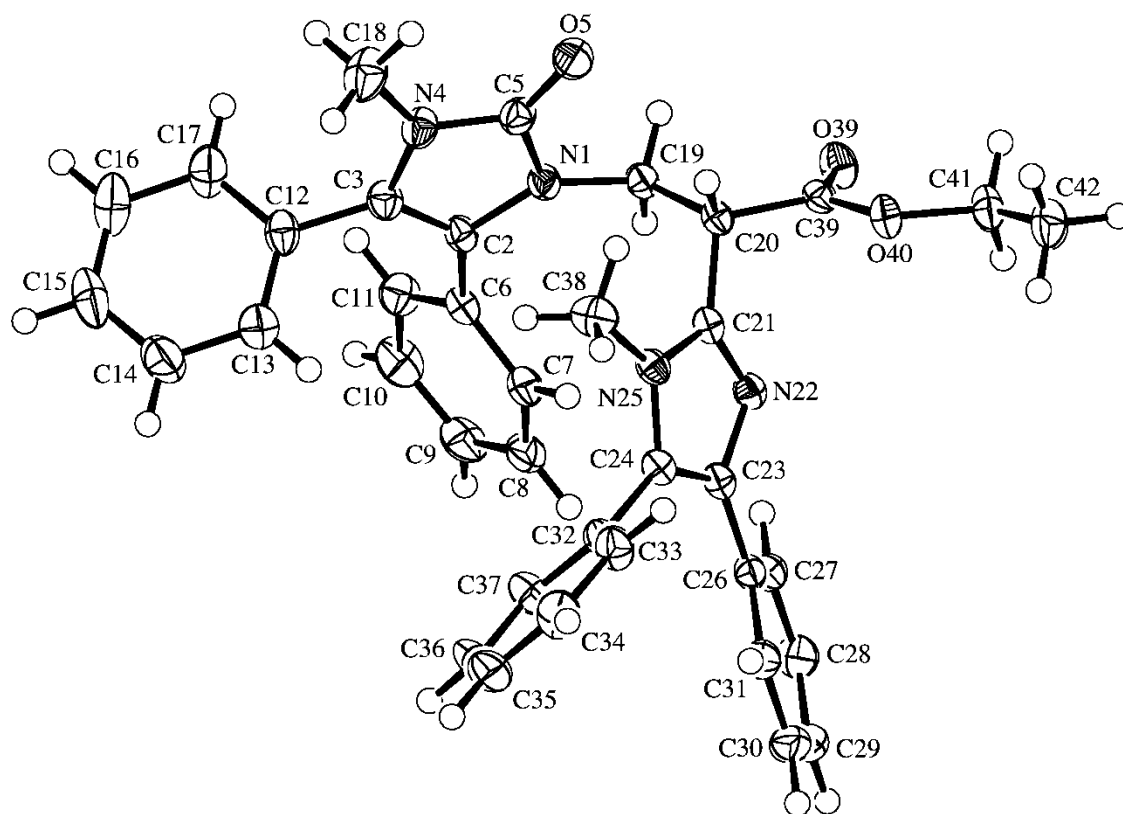
Scheme 4



Scheme 5



Figure



Graphical Abstract

