



**University of
Zurich**^{UZH}

**Zurich Open Repository and
Archive**

University of Zurich
Main Library
Strickhofstrasse 39
CH-8057 Zurich
www.zora.uzh.ch

Year: 2013

Duchenne display responses towards sixteen enjoyable emotions: Individual differences between no and fear of being laughed at

Platt, Tracey ; Hofmann, Jennifer ; Ruch, Willibald ; Proyer, Rene T

Abstract: The present study aims to identify whether individuals' with a fear of being laughed at (gelotophobia), respond with less facially displayed joy (Duchenne display) generally towards enjoyable emotions or only those eliciting laughter. Forty participants (no vs. gelotophobia) described their feelings to scenarios prototypical for the 16 enjoyable emotions proposed by Ekman (Emotions revealed: recognizing faces and feelings to improve communication and emotional life. Times Books, New York, 2003), while being unobtrusively filmed. Facial responses were coded using the Facial Action Coding System (FACS, Ekman et al. in Facial Action Coding System: a technique for the measurement of facial movement. Consulting Psychologists Press, Palo Alto, 2002). The gelotophobes showed less facial expression of joy compared to the non-gelotophobes (Hypothesis 1) and this effect was stronger for frequency and intensity of Duchenne displays towards laughter-eliciting enjoyable emotions than for no laughter-eliciting enjoyable emotions (Hypothesis 2). Moreover, the no gelotophobia group responded more strongly to laughter-eliciting than to no laughter-eliciting enjoyable emotions. Individuals with marked gelotophobia showed the reverse pattern, displaying less joy in laughter-eliciting emotions which may impact on their social interaction, as communication may break down when positive emotion are not reciprocated.

DOI: <https://doi.org/10.1007/s11031-013-9342-9>

Posted at the Zurich Open Repository and Archive, University of Zurich

ZORA URL: <https://doi.org/10.5167/uzh-78005>

Journal Article

Accepted Version

Originally published at:

Platt, Tracey; Hofmann, Jennifer; Ruch, Willibald; Proyer, Rene T (2013). Duchenne display responses towards sixteen enjoyable emotions: Individual differences between no and fear of being laughed at. *Motivation Emotion*, 37(4):776-786.

DOI: <https://doi.org/10.1007/s11031-013-9342-9>

This manuscript was published as:

Platt, T., Hofmann, J., Ruch, W., & Proyer, R.T. (2013). Duchenne display responses towards sixteen enjoyable emotions: Individual differences between no and high fear of being laughed at. *Motivation and Emotion*, 37, 776-786. doi: 10.1007/s11031-013-9342-9

Motivation and Emotion

Duchenne Display Responses Towards Sixteen Enjoyable Emotions: Individual Differences between No and Fear of Being Laughed At --Manuscript Draft--

Manuscript Number:	MOEM1031R2
Full Title:	Duchenne Display Responses Towards Sixteen Enjoyable Emotions: Individual Differences between No and Fear of Being Laughed At
Article Type:	Original Research
Keywords:	fear of being laughed at (gelotophobia); enjoyable emotions; FACS; Duchenne display; joy
Corresponding Author:	Tracey Platt University of Zurich Zurich, SWITZERLAND
Corresponding Author Secondary Information:	
Corresponding Author's Institution:	University of Zurich
Corresponding Author's Secondary Institution:	
First Author:	Tracey Platt
First Author Secondary Information:	
Order of Authors:	Tracey Platt Jennifer Hofmann, lic. phil. Willibald Ruch, PhD René T. Proyer, PhD
Order of Authors Secondary Information:	
Abstract:	<p>The present study aims to identify whether individuals' with a fear of being laughed at (gelotophobia), respond with less facially displayed joy (Duchenne display) generally towards enjoyable emotions or only those eliciting laughter. Forty participants (no vs. gelotophobia) described their feelings to scenarios prototypical for the 16 enjoyable emotions proposed by Ekman (2003), while being unobtrusively filmed. Facial responses were coded using the Facial Action Coding System (FACS, Ekman, Friesen, & Hager, 2002). The gelotophobes showed less facial expression of joy compared to the non-gelotophobes (Hypothesis 1) and this effect was stronger for frequency and intensity of Duchenne displays towards laughter-eliciting enjoyable emotions than for no laughter-eliciting enjoyable emotions (Hypothesis 2). Moreover, the no gelotophobia group responded more strongly to laughter-eliciting than to no laughter-eliciting enjoyable emotions. Individuals with marked gelotophobia showed the reverse pattern, displaying less joy in laughter-eliciting emotions which may impact on their social interaction, as communication may break down when positive emotion are not reciprocated.</p>

1
2
3
4
5
6
7
8
9 Duchenne Display Responses Towards Sixteen Enjoyable Emotions: Individual Differences
10
11 Between No and Fear of Being Laughed At
12
13
14
15

16 Tracey Platt, Jennifer Hofmann, Willibald Ruch, & René T. Proyer
17
18 University of Zurich, Switzerland
19
20
21
22
23
24
25
26
27
28
29
30
31
32

33 Author Note:
34
35

36 Tracey Platt, Jennifer Hofmann, Willibald Ruch, and René T. Proyer are at the
37
38 Department of Psychology at the University of Zurich, Switzerland.
39
40

41 This article was written thanks to the support of the research grant 100014_126967
42
43 given to Willibald Ruch and René T. Proyer by the Swiss National Science Foundation. The
44
45 authors would like to thank Fabian Gander and Tobias Wyss for their valuable contribution to
46
47 the data collection. We would also like to acknowledge the work of the Zurich Interaction
48
49 and Expression Lab team for their help processing the video materials.
50
51
52

53 Address correspondence to Tracey Platt, Section on Personality and Assessment,
54
55 Department of Psychology, University of Zurich, Binzmuehlestrasse 14 / Box 7, 8050 Zurich,
56
57 Switzerland, E-mail: tracey.platt@psychologie.uzh.ch
58
59
60
61
62
63
64
65

Abstract

1
2 The present study aims to identify whether individuals' with a fear of being laughed at
3
4 (gelotophobia), respond with less facially displayed joy (Duchenne display) generally
5
6 towards enjoyable emotions or only those eliciting laughter. Forty participants (no vs.
7
8 gelotophobia) described their feelings to scenarios prototypical for the 16 enjoyable emotions
9
10 proposed by Ekman (2003), while being unobtrusively filmed. Facial responses were coded
11
12 using the Facial Action Coding System (FACS, Ekman, Friesen, & Hager, 2002). The
13
14 gelotophobes showed less facial expression of joy compared to the non-gelotophobes
15
16 (Hypothesis 1) and this effect was stronger for frequency and intensity of Duchenne displays
17
18 towards laughter-eliciting enjoyable emotions than for no laughter-eliciting enjoyable
19
20 emotions (Hypothesis 2). Moreover, the no gelotophobia group responded more strongly to
21
22 laughter-eliciting than to no laughter-eliciting enjoyable emotions. Individuals with marked
23
24 gelotophobia showed the reverse pattern, displaying less joy in laughter-eliciting emotions
25
26 which may impact on their social interaction, as communication may break down when
27
28 positive emotion are not reciprocated.
29
30
31
32
33
34
35

36 *Keywords:* fear of being laughed at (gelotophobia); enjoyable emotions; FACS;
37
38 Duchenne display; joy.
39
40
41
42
43
44
45
46
47
48
49
50
51
52
53
54
55
56
57
58
59
60
61
62
63
64
65

Duchenne Display Responses Towards Sixteen Enjoyable Emotions: Individual Differences
between No and Fear of Being Laughed At

Positive emotions

In early classifications of emotions often one positive emotion, namely, happiness or joy was distinguishable from several negative ones, such as anger, fear, disgust or sadness (e.g., Ekman, 1972; Izard, 1971). Further investigations showed that the emotion of joy is accompanied by a facial configuration called the *Duchenne display* (Ekman, Davidson, & Friesen, 1990). The Duchenne display refers to the joint and symmetric contraction of the zygomatic major and orbicularis oculi muscles (pulling the lip corners back- and upwards and raising the cheeks and compression of the eyelids causing eye wrinkles, respectively).

Different approaches postulated the existence of multiple enjoyable emotions, rather than the global positive emotion of joy (e.g., Fredrickson, 1998; Haidt, 2003; Lazarus, 1991; Panksepp, 1998; Shiota, Campos, Keltner, & Hertenstein, 2004; Shiota, Keltner, & John, 2006). However, what constitutes these classifications of positive emotions differs substantially. For example, Fredrickson (1998; Fredrickson & Branigan, 2001) separated the positive emotions of joy, contentment, interest, and love, whereas Shiota and colleagues (2006) distinguished among seven positive emotions, namely joy, contentment, pride, love, compassion, amusement and awe. Furthermore, de Rivera, Possell, Verette, and Weiner (1989) were able to discriminate between the three positive emotions elation, gladness and joy based on their propensity of participants being able to recall unique experiences for them. Finally, Mortillaro, Mehu, and Scherer (2011) explored differences in facial expressions between the four enjoyable emotions of interest, pride, pleasure, and joy.

Ekman (1994, 2003) identified 16 universal enjoyable emotions that involve different states of mind. Although he does not claim that the list is fully representative, he does

1 distinguish among five sensory pleasures (i.e., tactile, olfactory, auditory, visual and
2 gustatory), amusement, contentment, excitement, relief, wonder, ecstasy (self-transcendent
3 rapture), *fiero* (pride in ones own achievements), *naches* (pride in the achievements of others,
4 with whom you have a relationship), elevation, gratitude and *schadenfreude* (the joy of a
5 rivals misfortune), giving anecdotal evidence for each of these proposed enjoyable emotions.
6
7 He states that defining the emotions will be achieved by “research, which examines when
8 they occur, how they are signaled and what occurs internally can answer those questions”
9 (2003, p. 226). Speculating that although positive emotion has so far had only one facial
10 display recognized (i.e., the enjoyment smile or Duchenne display) the 16 enjoyable emotions
11 could differ in their parameters—i.e., onset/offset, duration of apex and/or emotion event and
12 intensity. However, so far, no systematic investigation of the typical intensity of these 16
13 different enjoyable emotions has been undertaken, therefore the extent of agreement between
14 experience and expression is not known. A divergence might be likely, for example,
15 individuals might feel deep contentment but smile only at low intensity. As there is yet no
16 widely agreed upon classification of positive emotions, any decision based on theoretical
17 reasoning for any of the suggested classifications has strengths and weaknesses. To cover the
18 broadest possible spectrum of positive emotions offered by one approach we decided to
19 examine the list proposed by Ekman (2003).
20
21
22
23
24
25
26
27
28
29
30
31
32
33
34
35
36
37
38
39
40
41
42
43
44

45 **Gelotophobia-the fear of being laughed at**

46
47
48
49
50
51
52
53
54
55
56
57
58
59
60
61
62
63
64
65
66
67
68
69
70
71
72
73
74
75
76
77
78
79
80
81
82
83
84
85
86
87
88
89
90
91
92
93
94
95
96
97
98
99
100

Gelotophobia (i.e., the fear of being laughed at) has recently been introduced as an (inter-) individual difference variable that is not only relevant in clinical practice but also as part of a normal variant of personality (Ruch & Proyer, 2008a, 2008b; Titze, 2009). Ridicule induces shame in the target, which is emotionally painful. Hence some individuals may develop a habitual fear of being laughed at, especially if they are highly sensitive or were

1 exposed to repeated traumatic experiences of being laughed at. The observation that the fear
2 of being laughed at is also prevalent among healthy adults led to the postulate of a non-
3 pathological dimension ranging from no fear to extreme fear (Ruch & Proyer, 2008b).
4
5
6

7 8 9 **Gelotophobia and low propensity for joy**

10
11
12 Despite the fact that shame and fear are the most salient emotions relating to
13 gelotophobia, the low propensity of joy is equally relevant. It was observed in a clinical
14 setting that gelotophobic patients lack liveliness, spontaneity and joy and frequently appear
15 distant and cold (Titze, 2009). While Titze places low joy as a consequence of the fear of
16 being laughed at modeled into the putative causes and consequences (Ruch, 2004), the
17 propensity to low joy might also be seen a moderator in the development of shame anxiety
18 (Ruch & Proyer, 2008a). A consequence relating to low joy is that humor and laughter are
19 not seen as relaxing and joyful social experiences but seen as weapons to put them down.
20
21
22
23
24
25
26
27
28
29
30

31
32 Discordance to joyful experience relating to laughter and laughter related situations
33 has empirical evidence from a number of different sources (Platt, 2008; Platt & Ruch, 2009;
34 Ruch, Altfreder, & Proyer, 2009). In self-report studies of basic emotions anchored to the
35 maximal intensity of that emotion ever, Platt and Ruch (2009) showed for German and
36 English adults, those higher in gelotophobia reported their most joyful experience in their
37 lives were of a lower intensity than the ones for non-gelotophobes compared to the maximum
38 attainable. Their most intense experience of joy had higher latency (i.e., took the emotion
39 longer to begin) and lasted for a much shorter duration. Gelotophobes in the German-
40 speaking sample also reported the joy to be less facially expressed. Furthermore, Ruch,
41 Beermann, and Proyer (2009) found that gelotophobes compared to non-gelotophobes scored
42 lower in trait cheerfulness in three samples, and Proyer, Ruch and Chen (2012) found
43 gelotophobes to be generally lower in life satisfaction in three countries.
44
45
46
47
48
49
50
51
52
53
54
55
56
57
58
59
60
61
62
63
64
65

1
2
3
4
5
6
7
8
9
10
11
12
13
14
15
16
17
18
19
20
21
22
23
24
25
26
27
28
29
30
31
32
33
34
35
36
37
38
39
40
41
42
43
44
45
46
47
48
49
50
51
52
53
54
55
56
57
58
59
60
61
62
63
64
65

More intriguing is the first evidence that gelotophobes do not perceive the positive affect in laughter. Ruch et al. (2009) showed that those with a fear of being laughed at perceived positively motivated laughter (e.g., hearty, friendly) as less pleasant compared to the non-gelotophobic group. They also stipulated more often that the laughing person was in a negative motivational state (e.g., angry, malicious) when laughing than the non-gelotophobes did, who actually attributed benevolent states more often.

Joy may not be contagious for gelotophobes. Ruch, and colleagues (2009) showed that for those with no or a borderline fear of being laughed at, the level of positive mood increased from before to after hearing a CD of different laughter, while the scores for the gelotophobes did not change (but dropped numerically). Likewise, when being exposed to emotionally contagious films, gelotophobes showed higher degrees of emotional contagion than non-gelotophobes to films of negative quality (e.g., sadness, anxiety, anger) but not to cheerful or joyful films (Papousek et al., 2009). Thus, gelotophobes do not seem to benefit from joy eliciting stimuli and this should also be evident in the facial expressions of gelotophobes.

All in all, these studies express a link between gelotophobia and a person's hedonic capacity. Meehl (1975) stated that a person's hedonic capacity, namely, the individual's ability to experience pleasurable affect differs greatly among individuals distributed in a normal population. However, if (inter-) individual differences do exist, logically, gelotophobes should only experience lowered hedonic capacity to joy when it is linked to laughter. However, the studies conducted so far were restricted to the verbal domain without any indication that gelotophobes actually express joy in a lower intensity in behavior. Furthermore, for all sixteen enjoyable emotions it is unclear whether there is low joy experienced to all or only when the emotion generates laughter, if indeed certain enjoyable emotions are linked to laughter.

1 Applying the 16 enjoyable emotions proposed by Ekman (2003) will allow the
2 investigation of the differences between gelotophobes and non-gelotophobes towards a
3 higher number of enjoyable emotions and it will also allow the examination of whether some
4 of these enjoyable emotions go along with laughter, and if specifically it is these enjoyable
5 emotions that are averse to gelotophobes. As Ekman, Matsumoto and Friesen (2005)
6 demonstrated, it is possible to utilize such facial expressions for understanding affective
7 disorders. The discernable Duchenne display associated with felt emotion will occur in all
8 enjoyable emotions and differences among groups of gelotophobes and non-gelotophobes can
9 be investigated.

20 **Laughter-eliciting and enjoyable emotions and gelotophobia**

21 Ekman (2003) suggests that joy can be shown silently or audibly and he lists various
22 vocalizations presumably accompanying pleasurable emotions, with laughter being a salient
23 one. However, the expression of joy (or happiness) “can vary from a smile to a broad grin
24 and, at some stage along the line, there can be chuckling as well, or laughter, in the most
25 extreme form, laughter with tears” (Ekman & Friesen, 2003, p. 101). He goes on to assert that
26 the presence of laughing or chuckling does not indicate the intensity of joy, as one can be
27 extremely happy without laughing. Rather, laughing and chuckling occur with particular
28 types of joy experiences; e.g., ones relating to play (if sufficiently exciting) and humor.
29 Research has shown that the laughter vocalizations typically are embedded in a Duchenne
30 display event (Keltner & Bonanno, 1997; Ruch, 1993; Ruch & Ekman, 2001). Although non-
31 Duchenne laughter exists as well, joyful laughter is based on the Duchenne display, and the
32 intensity of the enjoyment is best reflected in the intensity of the Duchenne display. This
33 relation to facial expression can be utilized in the current study as an objective measure of
34 responses towards the 16 enjoyable emotions.

1
2
3
4
5
6
7
8
9
10
11
12
13
14
15
16
17
18
19
20
21
22
23
24
25
26
27
28
29
30
31
32
33
34
35
36
37
38
39
40
41
42
43
44
45
46
47
48
49
50
51
52
53
54
55
56
57
58
59
60
61
62
63
64
65

It has been claimed that for gelotophobes humor and laughter are not relaxing and joyful experiences (Ruch & Proyer, 2008a). As humor elicits amusement, gelotophobes might be even less prone to show facial enjoyment during amusement. As regards laughter in enjoyable emotions, Ekman (2003) mentions its occurrence only in the context of amusement. However, laughter has been mentioned to occur in other enjoyable emotions, such as *schadenfreude* and relief, and it might occur in some others, but definitely not all of the 16 enjoyable emotions. Contentment or gratitude will not elicit laughter, for example (Ekman, 2003). Ruch et al. (2009) used laughter of different positive qualities and gelotophobes failed to perceive their positive quality and to rate them as pleasant. So, if laughter is elicited by any enjoyable emotion other than amusement, we can expect that it is these emotions, which are less enjoyed by gelotophobes and subsequently, the ones that elicit no or less Duchenne display responses.

Aim of present study

Based on this literature review, and Ekman's (2003) speculation that the 16 enjoyable emotions may produce differences in intensities of facial behavior from weak Duchenne smiles to strong laughter, two main hypotheses will be investigated.

H1 The previously found gelotophobes' lower propensity to joy also extends to their facial behavior; i.e., they actually show less facial expression of joy compared to the non-gelotophobes in response to 16 enjoyable emotions. This will be primarily tested as a main effect but additionally examined for different levels of aggregation, namely the individual enjoyable emotions, and the groups of laughter and no laughter inducing enjoyable emotions.

H2 Gelotophobes and non-gelotophobes will differ more strongly in their facial displays for the laughter-eliciting enjoyable emotions than for the no laughter-eliciting enjoyable emotions. This will be tested by first examining the interaction, and then seeing

1 whether the no gelotophobia group responds more strongly to laughter-eliciting enjoyable
2 emotions than to no laughter-eliciting enjoyable emotions while the reverse is the case for the
3 gelotophobia group.
4
5
6
7

8 **Method**

9 **Participants**

10
11
12 The total sample consisted of 40 German-speaking volunteers (25 females, 15 males;
13 age $M = 50.40$, $SD = 11.8$ years). The *gelotophobia* group was formed by 20 adult volunteers
14 (8 males; age range from 19 to 78 years, $Mdn = 33.00$ years) that exceeded the cut-off value
15 for gelotophobia in an online screening (that led to invitations to an experiment) as well as
16 before the experiment. The double check helped to make sure that the participants had at least
17 a slight fear of being laughed at. Of the 20, 8 could be classified as slight (i.e., between 2.5
18 and 3.0), 9 as marked (3.0 to 3.5), and 3 as extremely (> 3.5) fearful of being laughed at.
19
20 None of them were enrolled in therapeutic treatment or consumed psychotropic medication at
21 the time the experiment took place. The control group (or *no gelotophobia* group) was
22 formed of 20 participants that reported to have no fear of being laughed at (7 males; age
23 range from 22 to 71 years, $Mdn = 48.50$ years). Their gelotophobia scores ranged from 1.07
24 to 1.88 ($M = 1.52$, $SD = 0.24$) and were significantly lower than the one of the gelotophobia
25 group during the second testing ($M = 3.03$, $SD = 0.36$), $F(1, 39) = 234.160$, $p < .001$, $d =$
26
27
28
29
30
31
32
33
34
35
36
37
38
39
40
41
42
43
44
45
46
47
48
49
50
51
52
53
54
55
56
57
58
59
60
61
62
63
64
65

66 An online pre-screening yielded a total of 70 gelotophobes that were subsequently
67 invited to the lab to undertake further studies and 23 of those accepted to participate.
68 Although this may seem a low acceptance rate, it is in accordance that within the Swiss
69 population, gelotophobes make up only around 5% approximately (Samson, Proyer, Ceschi,
70 Pedrini, & Ruch, 2011). The other group was made up of 20 participants with no fear of

1 being laughed at participated. Of this sample two were excluded from the study due to
2 instability of their score on the GELOPH<15> (Ruch & Proyer, 2008b), which on second
3
4 testing brought them below the cut-off point and one was excluded due to the poor film
5
6 quality of the head and shoulder movements.
7
8
9

10 11 **Instruments**

12
13
14 The *PhoPhiKat-45* (Ruch & Proyer, 2009) is a 45 item self-report questionnaire
15
16 utilizing a four-point answering format (1 = *strongly disagree* to 4 = *strongly agree*) for the
17
18 assessment of gelotophobia (“When they laugh in my presence I get suspicious”),
19
20 gelotophilia (“When I am with other people, I enjoy making jokes at my own expense to
21
22 make the others laugh”) and katagelasticism (“I enjoy exposing others and I am happy when
23
24 they get laughed at”). All scales possess satisfactory internal consistencies, Cronbach Alpha
25
26 ranging from $\alpha = .79$ for katagelasticism to $\alpha = .82$ for gelotophilia and gelotophobia (Ruch
27
28 & Proyer, 2009). Test-retest correlations were between .80 and .86 for a three and six months
29
30 interval, respectively. Only the gelotophobia (PHO) subscale was used in this study.
31
32
33
34
35

36
37 The standard state form of *State-Trait Cheerfulness Inventory* (STCI-S<30>, Ruch,
38
39 Köhler, & van Thriel, 1997) used 30 items to be rated on a four-point answer format (1 =
40
41 *strongly disagree* to 4 = *strongly agree*) to assess the current states of cheerfulness,
42
43 seriousness and bad mood. Ruch and Köhler (2007) report high internal consistencies, but
44
45 low one-month test-retest stability (between .33 and .36), confirming the nature of transient
46
47 states.
48
49
50

51
52 The *Positive and Negative Affect Schedule-State Measure, German version* (PANAS-
53
54 S, Krohne, Egloff, Kohlmann, & Tausch, 1996) is a 20 item index with ten positive affect
55
56 items, such as interested, proud and strong, and ten negative affect items, such as distressed,
57
58 afraid and jittery. Participants rate the intensity of their affective states on a 5-point (1 = *very*
59
60
61
62
63
64
65

1
2
3
4
5
6
7
8
9
10
11
12
13
14
15
16
17
18
19
20
21
22
23
24
25
26
27
28
29
30
31
32
33
34
35
36
37
38
39
40
41
42
43
44
45
46
47
48
49
50
51
52
53
54
55
56
57
58
59
60
61
62
63
64
65

slightly to 5 = *very much*) scale. The instructions for this scale can be varied in regard to the temporal set. The state-oriented wordings were employed in this study.

The 16 Pleasurable Emotions Interview Task- German language version (16-PEIT, Platt, Hofmann, & Ruch, 2011) is a standardized interview aimed at assessing the individual's propensity towards the 16 enjoyable emotions proposed by Ekman (2003). The 16-PEIT consists of 39 scenarios pretested to verify that they prototypically elicit sensory pleasures (visual, tactile, olfactory, auditory, gustatory), amusement, contentment, excitement, relief, wonder, ecstasy, *fiero*, *naches*, elevation, gratitude, and *schadenfreude* (one example scenario for each facet of pleasurable emotion is given in Table 1).

The scenarios were based on 90 examples obtained in a scenario generation online study which were further reduced when screened to meet the criteria of being highly prototypical examples with no or only minor emotion blends, subsequently the number of scenarios do differ for each of the emotion by two independent raters familiar with the Ekman (2003) definitions of the pleasurable emotions, who went through each item and judged whether it fit into one and only one of the 16 enjoyable emotions. This process reduced the number of items to 64. Finally, 240 adults (82 males) in the ages between 18 and 71 years ($M = 32.87$, $SD = 15.09$) verified whether each of the 64 items fits (*yes*, *marginally* or *no*) to the descriptions of 16 enjoyable emotions. Furthermore, the participants were also asked to rate each of the 64 items for the expected likelihood of occurrence of joy and laughter on a rating scale (1 = *not at all* to 5 = *very much*). Among the non-gelotophobes, the scores for joy ranged from 2.51 (for *schadenfreude*) to 4.29 (for *naches*), and for laughter, the scores ranged from 2.41 (for elevation) to 3.62 (for wonder). Overall, items eliciting lower levels of joy or not being prototypical were excluded and the final list of 39 items of the 16-PEIT was created. They were brought in random order, which was used in the presentation.

Insert Table 1 about here

1
2
3
4 The participants were informed that the aim of the interview is to find out what kinds
5 of feelings are elicited by different scenarios. They were instructed that after being orally
6 presented a scenario they should imagine they were the protagonists in each scenario and
7 elaborate the emotions they imagined to experience in the given scenario. Interviewers were
8 trained beforehand to have their behavior standardized as much as possible and feedback
9 from tapes were given from trials runs. They were instructed how to ask for more detail when
10 necessary and how to get back to the topic if the participant diverged from the topic. The
11 participants were asked for consent for their responses to be audio-taped with the means of
12 later content analysis. This was to disguise that their facial responses were also recorded. The
13 responses typically lasted between 10 seconds and 3 minutes. Only the sequences where
14 participants answered in agreement to the instructions were considered relevant for FACS
15 coding. A comprehensive analysis of the 16-PEIT may include content analysis, as well as
16 self-rating of the level of joy experienced and measurement of facial expressions. This study
17 will focus on the facial expressions measurement.
18
19
20
21
22
23
24
25
26
27
28
29
30
31
32
33
34
35
36
37
38
39

40 Procedure

41
42
43 *Pre-experiment:* Four pre-trained interviewers (two of each gender) were used to
44 administer the 16-PEIT. Each was given an identical script for the duration of the experiment,
45 which they had to practice role-playing in pairs to standardize all the questions and
46 interaction with participants.
47
48
49
50
51

52
53 *Main experiment procedure:* On the day of filming the interviewers were assigned
54 male and female participants randomly. Before the participants were invited into the
55 recording lab, the interviewer prepared the hidden video camera. Individual participants were
56
57
58
59
60
61
62
63
64
65

1 then welcomed by their assigned interviewer who explained to them that the study that would
2 consist of three parts in which they would complete questionnaires, followed by an interview
3 where the 39 scenarios of the 16-PEIT would be read out loud to them but where they would
4 be allowed to take time to reflect on, then relate their thoughts and feelings to the different
5 emotions and lastly they would complete a further series of questionnaires before being given
6 a debriefing.
7
8
9
10
11
12

13 During the procedure precautions were taken by the interviewers to ensure that the
14 responses elicited in participants were directly related to the imagined emotion and not to the
15 social engagement with the interviewer. To begin, the participants completed the PhoPhiKat-
16 45, the state forms of the STCI-S<30> and the PANAS, followed by the 16-PEIT interview
17 task given orally by the interviewer. The average filming session lasted 90 minutes. During
18 this procedure, a hidden camera videotaped the participant's face. Afterwards, they again
19 filled in the STCI-S<30> and the PANAS-S. At the end of the session, participants were
20 debriefed and informed about the filming and given time to ask questions about the study.
21
22
23
24
25
26
27
28
29
30
31
32
33
34
35
36
37
38
39
40
41
42
43
44
45
46
47
48
49
50
51
52
53
54
55
56
57
58
59
60
61
62
63
64
65

During the debriefing the participants were offered to have the video material deleted. No one
agreed to the offer. Detailed agreement forms allowing the use of the material to differing
degrees was collected, which followed the ethical guidelines set out when granting approval
by an ethics committee. No participant was paid for their time but a final general report on
the study was offered. The facial responses were analyzed using the Facial Action Coding
System (FACS, Ekman, Friesen, & Hager, 2002).

Filming lab set up: The laboratory room was designed so that a full frontal head and
shoulders angle of the participant could be secretly filmed at all time. In order to do this the
table and chair was controlled so that no turning could be enabled. The interviewer sat on the
diagonal and not in direct view of the participant. A voice-recording instrument was placed in
front of the participant and they were asked to speak in the direction of the recorder. This

1 limited them turning to face the interviewer and also allowed them to face directly into the
2 hidden camera, placed inside a book on a bookshelf directly opposite. Although this reduced
3 participant movement and interaction with the interviewer, it was found that when they did
4 turn to face the interviewer it was to engage in conversation, which was subsequently
5 excluded from being coded.
6
7
8
9

10
11 *Facial measurement:* Measurements were made with a hidden camera, providing full
12 color, digital format films, which gave a close-up, head-on view of the subject's face. The
13 measurements were based on the Facial Action Coding System (FACS, Ekman et al., 2002).
14 The FACS is an anatomically based, comprehensive, objective technique for measuring all
15 observable facial movement. It distinguishes 44 action units (AUs). These are the minimal
16 units that are anatomically separate and visually distinguishable. FACS also allows for
17 measurement of the timing of a facial movement, its symmetry and intensity, and its degree
18 of irregularity of onset, apex or offset.
19
20
21
22
23
24
25
26
27
28
29
30

31 Two FACS-certified researchers followed an a priori procedure to FACS code only
32 the AUs that occurred as direct responses to the instructions from the interviewer. This
33 produced only one event per scenario that satisfied the set criteria. Typically this was the
34 immediate response after the scenario was read but occasionally this happened after some
35 guiding remarks or explanations. Any further expressions occurring during the verbal
36 response and not directly linked to the task were coded as “chat” and subsequently excluded
37 from further analysis. Decisions on the inclusion of facial responses were made very
38 conservatively. The coding was done using recorded AVI files uploaded to the software
39 Noldus Observer XT.
40
41
42
43
44
45
46
47
48
49
50
51
52

53 A random selection of ten of the videos (five for each coder) was double coded and an
54 inter-rater reliability (Kappa = .89) was obtained. The Kappa coefficient was scored as an
55 agreement when both the Action Unit and the AU intensity (FACS conventions of intensity
56
57
58
59
60
61
62
63
64
65

1 threshold of A to E scored as 1 = trace, 2 = slight, intensity 3 = marked pronounced, 4 =
2 severe extreme, 5 maximum) was correctly scored by both coders. Additionally, two
3 randomly selected videos were coded by a third certified FACS coder for quality control,
4 which had an inter-rater reliability for AU and intensity of Kappa = .84 all of which
5 surpassed the Kappa = .70 advised by Ekman et al. (2002). Following the independent
6 coding, coders met to discuss the deviation in choices of the AUs and AU intensity to reach a
7 final agreement as to which AU and intensity would be used in the study.
8
9

10
11
12
13
14
15
16
17 Facial variables were formed for responses to every interview scenario separately.
18
19 Presence of a Duchenne display, its intensity and presence of Duchenne laughter was coded.
20
21 A *Duchenne display* was defined by the presence of AU12 and AU6 in an event. It may be
22 accompanied by a tightening of the eyelids (AU7) and/or mouth opening (AU25, AU26,
23 AU27) but no other action unit. Intensity of Duchenne display could range from A (trace;
24 coded as 1) to E (maximum; coded as 5) and was coded at the apex. A Duchenne laugh was
25 defined as a Duchenne display additionally accompanied by typical laughter respiration (i.e.,
26 initial forced exhalation, followed by a more or less sustained sequence of repeated
27 expirations of high frequency and low amplitude), which may or may not be phonated (e.g.,
28 as “ha-ha-ha”). A single forced exhalation (voiced: “ha”, or unvoiced: “ch”) defined the
29 lower end of the laughter spectrum.
30
31
32
33
34
35
36
37
38
39
40
41
42

43
44 Next, the relative frequency and mean intensity of Duchenne display and the relative
45 frequency of Duchenne laughter for each of the 16 enjoyable emotions were computed by
46 averaging across all interview scenarios for that emotion. Furthermore, an index was created
47 based on the rating study by dividing the likelihood of occurrence of laughter by the
48 likelihood of occurrence of joy. This index was applied and helped identifying five laughter-
49 eliciting enjoyable emotions, namely *schadenfreude* (1.25), relief (0.95), amusement (0.94),
50 wonder (0.87) and tactile sensory pleasure (0.86). These were kept separate in some analyses
51
52
53
54
55
56
57
58
59
60
61
62
63
64
65

1 from the no laughter-eliciting emotions, such as contentment (0.63), olfactory (0.65) or
2 elevation (0.67).
3
4

5 6 **Results**

7
8
9 Overall 817 Duchenne displays were coded; this was 52.4% of the maximally
10 possible responses. The rate of responses was higher among those with no gelotophobia
11 (68.3%) than among the gelotophobia group (36.4%). Participants showed a Duchenne
12 display from between a minimum of 2 and a maximum of 37 out of 39 times over all of the
13 individual scenarios of the 16-PEIT and between a minimum of 2 and a maximum of 16
14 times for the enjoyable emotions. Every person smiled to at least one of the scenarios. In fact,
15 in the no gelotophobia group, the occurrence of the Duchenne display ranged between a
16 minimum of 7 times and a maximum of 16 times with a median of 14 times. For the
17 gelotophobia group the Duchenne display rate ranged between 2 and 16 with a median of 10
18 and only one gelotophobic participant responded to all 16 emotions with a Duchenne display.
19
20
21
22
23
24
25
26
27
28
29
30
31
32

33 Once a Duchenne display was shown it typically was of average intensity ($M = 3.16$;
34 $SD = 1.01$). The averaged intensity of Duchenne display for the 16 enjoyable emotions
35 ranged from $M = 2.75$ ($SD = 0.53$) for elevation to $M = 3.77$ ($SD = 0.61$) for relief. The rank
36 order of the mean frequency of Duchenne display (from highest to lowest) to the enjoyable
37 emotions were: *schadenfreude*, contentment, excitement, auditory, relief, amusement,
38 wonder, ecstasy, gustatory, elevation, tactile, visual, gratitude, *naches*, olfactory and *fiero*.
39 The emotion of tactile, gustatory and olfactory sensory pleasures as well as *naches* all yielded
40 the highest possible intensity of Duchenne display. Thus, providing evidence that the
41 interview technique was suitable at eliciting Duchenne displays.
42
43
44
45
46
47
48
49
50
51
52
53
54

55 Laughter was expressed 60 times; this was 3.8% of all possible responses. Of the 9
56 people laughing 7 were from the no gelotophobia group (and they produced 51 laugh acts)
57
58
59
60
61
62
63
64
65

1 and two from the gelotophobia group (producing 9 laugh acts). In the no gelotophobia group
2 the enjoyable emotions going along with laughter most frequently were *schadenfreude*
3 (12.5%), relief (13.3%), tactile (10.0%), and amusement (7.5 %) whereas *fiero*, contentment,
4
5 olfactory had no participants laughing.
6
7

8
9 A 2 x 16 repeated measure ANOVA with level of gelotophobia (no gelotophobia vs.
10 gelotophobia) as a grouping variable and the 16 pleasurable emotions on the repeated
11 measurement factor was performed for mean intensity of the Duchenne display. The main
12 effect for level of gelotophobia was significant, $F(1, 38) = 26.70, p < .001, \eta_p^2 = .413$, and so
13 was the interaction, $F(9.05, 343.96) = 2.09, p < .01, \eta_p^2 = .052$ (Greenhouse-Geisser
14 corrected). The emotion profiles of the individuals low and high in fear of being laughed at
15 are given in Figure 1.
16
17
18
19
20
21
22
23
24
25

26
27
28
29
30
31
32
33
34
35
36
37
38
39
40
41
42
43
44
45
46
47
48
49
50
51
52
53
54
55
56
57
58
59
60
61
62
63
64
65

Insert Figure 1 about here

31 Pair-wise comparisons between the no gelotophobia and gelotophobia groups for each
32 of the 16 pleasurable emotions showed that the gelotophobia group yielded a lower mean
33 intensity than the no gelotophobia participants ($p < .05$; alpha adjusted) in *schadenfreude*,
34 relief, amusement, tactile pleasure, and wonder. Thus, while the main group effect was highly
35 significant, there were enjoyable emotions where the gelotophobia and no gelotophobia
36 groups did not differ in the present sample.
37
38
39
40
41
42
43
44

45 Separate 2 x 2 repeated measure ANOVAs with level of gelotophobia as grouping
46 variable (no gelotophobia, gelotophobia) and type of enjoyable emotion (no laughter-
47 eliciting, laughter-eliciting) on the repeated measurement factor was performed for frequency
48 and intensity of the Duchenne display. We did compute the score for relative frequency by
49 first averaging the number of displays for each enjoyable emotion and then averaging across
50 the laughter-eliciting and no laughter-eliciting emotion separately. Furthermore, we did
51
52
53
54
55
56
57
58
59
60
61
62
63
64
65

1 derive a pure measure of intensity (that is not contaminated by frequency) by averaging the
2 intensity scores for those scenarios where the individual showed a response. Then we
3
4 averaged these intensities across the emotions (separated for laughter related and non laughter
5 related) again for those emotions where a response was shown. This way frequency of
6 responses did not enter the definition of intensity; i.e., it is the average intensity for those
7 events where a response occurred.
8
9

10
11
12 For relative frequency of the Duchenne display, the main effect for gelotophobia was
13 significant, $F(1, 38) = 26.99, p < .001, \eta_p^2 = .415$, and so was the interaction, $F(1, 38) =$
14 $9.18, p < .01, \eta_p^2 = .195$. Post hoc tests were computed to compare the no and laughter-
15 eliciting enjoyable emotions among each other for the two groups separately. The means are
16 given in Figure 2.
17
18
19
20
21
22
23
24
25

26
27
28

Insert Figure 2 about here

29
30
31 Post hoc tests were performed to analyze the nature of the interaction. Figure 2 shows
32 that while the gelotophobia group displayed positive emotions with a higher frequency
33 compared to the no gelotophobia group ($p < .001$), this effect was stronger for the laughter-
34 eliciting positive emotions ($p < .001, \eta_p^2 = .489$) than for the no laughter-eliciting positive
35 emotions ($p < .001, \eta_p^2 = .368$). The latter, however, still yielded a very strong effect size.
36 Furthermore, as expected, the no gelotophobia (no fear) group showed Duchenne display
37 significantly more often for the laughter-eliciting emotions than for no laughter-eliciting
38 emotions ($p < .01; \eta_p^2 = .453$). However, the frequency of Duchenne display did not differ
39 between laughter and no laughter-eliciting emotions among the gelotophobia (fear) group.
40
41
42
43
44
45
46
47
48
49
50
51
52

53 For the (pure) intensity of the Duchenne displays the main effect for gelotophobia was
54 significant, $F(1, 37) = 6.36, p < .05, \eta_p^2 = .147$, and so was the interaction, $F(1, 37) = 7.30,$
55 $p < .01, \eta_p^2 = .165$. The means and standard deviations are given in Figure 3.
56
57
58
59
60
61
62
63
64
65

Insert Figure 3 about here

1
2
3
4 Figure 3 shows that as expected in the no gelotophobia (no fear) group the intensity of
5
6
7
8
9
10
11
12
13
14
15
16
17
18
19
20
21
22
23
24
25
26
27
28
29
30
31
32
33
34
35
36
37
38
39
40
41
42
43
44
45
46
47
48
49
50
51
52
53
54
55
56
57
58
59
60
61
62
63
64
65
Figure 3 shows that as expected in the no gelotophobia (no fear) group the intensity of Duchenne display was significantly higher for the laughter-eliciting emotions than the no laughter-eliciting emotions ($p < .01$; $\eta_p^2 = .417$). The intensity of Duchenne display did not differ between laughter and no laughter-eliciting emotions among the gelotophobia (fear) group. Furthermore, the no gelotophobes and gelotophobes did not differ significantly with respect to the intensity of display for the no laughter-eliciting positive emotions ($p = .44$), but the former were significantly higher in intensity for the laughter-eliciting positive emotions ($p < .01$, $\eta_p^2 = .212$).

As for gelotophobes the laughter-eliciting positive emotions were not less frequent or less intense than the non-laughter-eliciting positive emotions, the analyses were rerun distinguishing between slight gelotophobia ($n = 8$) and marked/extreme gelotophobia ($n = 12$). This analysis yielded a clear effect for frequency. For the slight gelotophobia group no effect was found ($p = .49$, and the scores actually increased) but the marked gelotophobia group showed significantly less facial enjoyment during the laughter-related enjoyable emotions than during the no laughter-eliciting positive emotions ($p < .01$, $\eta_p^2 = .441$). However, no such effect was found for the intensity scores. Thus, gelotophobes tend to have a reduced inclination to facially respond to laughter-eliciting enjoyable emotions (compared to no laughter-eliciting enjoyable emotions), but if they responded with a Duchenne display it was of comparable intensity. Likewise, the lack of difference between individuals with no gelotophobia and gelotophobia for the no laughter inducing pleasurable emotions was examined further by distinguishing between slight and marked gelotophobia, as the strengths of the effect might increase with the level of gelotophobia. Indeed, the main effect was

1 significant ($p < .05$, $\eta_p^2 = .169$); individuals with a marked fear of being laughed at were
2 lower than both the ones with slight and no fear ($p < .05$).
3

4
5 Finally, pre-post changes in cheerful mood and positive affect (PA) were investigated
6 for the three groups of non gelotophobes, slight and marked gelotophobes separately. The
7 main effect for time of measurement for state cheerfulness, $F(1, 19) = 26.66$, $p < .001$, $\eta_p^2 =$
8
9
10
11
12
13
14
15
16
17
18
19
20
21
22
23
24
25
26
27
28
29
30
31
32
33
34
35
36
37
38
39
40
41
42
43
44
45
46
47
48
49
50
51
52
53
54
55
56
57
58
59
60
61
62
63
64
65
66
67
68
69
70
71
72
73
74
75
76
77
78
79
80
81
82
83
84
85
86
87
88
89
90
91
92
93
94
95
96
97
98
99
100
101
102
103
104
105
106
107
108
109
110
111
112
113
114
115
116
117
118
119
120
121
122
123
124
125
126
127
128
129
130
131
132
133
134
135
136
137
138
139
140
141
142
143
144
145
146
147
148
149
150
151
152
153
154
155
156
157
158
159
160
161
162
163
164
165
166
167
168
169
170
171
172
173
174
175
176
177
178
179
180
181
182
183
184
185
186
187
188
189
190
191
192
193
194
195
196
197
198
199
200
201
202
203
204
205
206
207
208
209
210
211
212
213
214
215
216
217
218
219
220
221
222
223
224
225
226
227
228
229
230
231
232
233
234
235
236
237
238
239
240
241
242
243
244
245
246
247
248
249
250
251
252
253
254
255
256
257
258
259
260
261
262
263
264
265
266
267
268
269
270
271
272
273
274
275
276
277
278
279
280
281
282
283
284
285
286
287
288
289
290
291
292
293
294
295
296
297
298
299
300
301
302
303
304
305
306
307
308
309
310
311
312
313
314
315
316
317
318
319
320
321
322
323
324
325
326
327
328
329
330
331
332
333
334
335
336
337
338
339
340
341
342
343
344
345
346
347
348
349
350
351
352
353
354
355
356
357
358
359
360
361
362
363
364
365
366
367
368
369
370
371
372
373
374
375
376
377
378
379
380
381
382
383
384
385
386
387
388
389
390
391
392
393
394
395
396
397
398
399
400
401
402
403
404
405
406
407
408
409
410
411
412
413
414
415
416
417
418
419
420
421
422
423
424
425
426
427
428
429
430
431
432
433
434
435
436
437
438
439
440
441
442
443
444
445
446
447
448
449
450
451
452
453
454
455
456
457
458
459
460
461
462
463
464
465
466
467
468
469
470
471
472
473
474
475
476
477
478
479
480
481
482
483
484
485
486
487
488
489
490
491
492
493
494
495
496
497
498
499
500
501
502
503
504
505
506
507
508
509
510
511
512
513
514
515
516
517
518
519
520
521
522
523
524
525
526
527
528
529
530
531
532
533
534
535
536
537
538
539
540
541
542
543
544
545
546
547
548
549
550
551
552
553
554
555
556
557
558
559
560
561
562
563
564
565
566
567
568
569
570
571
572
573
574
575
576
577
578
579
580
581
582
583
584
585
586
587
588
589
590
591
592
593
594
595
596
597
598
599
600
601
602
603
604
605
606
607
608
609
610
611
612
613
614
615
616
617
618
619
620
621
622
623
624
625
626
627
628
629
630
631
632
633
634
635
636
637
638
639
640
641
642
643
644
645
646
647
648
649
650
651
652
653
654
655
656
657
658
659
660
661
662
663
664
665
666
667
668
669
670
671
672
673
674
675
676
677
678
679
680
681
682
683
684
685
686
687
688
689
690
691
692
693
694
695
696
697
698
699
700
701
702
703
704
705
706
707
708
709
710
711
712
713
714
715
716
717
718
719
720
721
722
723
724
725
726
727
728
729
730
731
732
733
734
735
736
737
738
739
740
741
742
743
744
745
746
747
748
749
750
751
752
753
754
755
756
757
758
759
760
761
762
763
764
765
766
767
768
769
770
771
772
773
774
775
776
777
778
779
780
781
782
783
784
785
786
787
788
789
790
791
792
793
794
795
796
797
798
799
800
801
802
803
804
805
806
807
808
809
810
811
812
813
814
815
816
817
818
819
820
821
822
823
824
825
826
827
828
829
830
831
832
833
834
835
836
837
838
839
840
841
842
843
844
845
846
847
848
849
850
851
852
853
854
855
856
857
858
859
860
861
862
863
864
865
866
867
868
869
870
871
872
873
874
875
876
877
878
879
880
881
882
883
884
885
886
887
888
889
890
891
892
893
894
895
896
897
898
899
900
901
902
903
904
905
906
907
908
909
910
911
912
913
914
915
916
917
918
919
920
921
922
923
924
925
926
927
928
929
930
931
932
933
934
935
936
937
938
939
940
941
942
943
944
945
946
947
948
949
950
951
952
953
954
955
956
957
958
959
960
961
962
963
964
965
966
967
968
969
970
971
972
973
974
975
976
977
978
979
980
981
982
983
984
985
986
987
988
989
990
991
992
993
994
995
996
997
998
999
1000

116. However, for the ones with pronounced fear of being laughed at no pre-post differences were found for cheerfulness, $F(1, 11) = 1.24$, $p = .290$, and PA, $F(1, 11) = 2.91$, $p = .116$.

Discussion

The present study extends the findings of prior studies (Platt, 2008; Platt & Ruch, 2009), in two significant ways. These papers indicated that gelotophobes have low intensity of joy in self-reported measures. Utilizing the FACS, this study set out to see if the self-reported lower intensity of joy was actually observable in the facial expressions of joy, the Duchenne display. Overall hypothesis 1 was confirmed: gelotophobes showed less facial expression of joy than those without gelotophobia. The main effect for gelotophobia typically yielded a partial eta square of at least .40, which is a very strong effect. This was true for both the overall score as well as the intensity and frequency components of responses.

Furthermore, this hypothesis was also tested for subgroups. Non-gelotophobes constantly exceeded gelotophobes also when aggregated to the two types of enjoyable emotions. The post-hoc tests revealed that they differ in respect to laughter-eliciting enjoyable emotions and to no laughter-eliciting enjoyable emotions, both in terms of

1 frequency and intensity (the latter only for people with the marked gelotophobia). Finally, at
2 the least aggregate level they also differ for the single enjoyable emotions, namely
3
4 *schadenfreude*, relief, amusement, tactile pleasure and wonder; i.e., the enjoyable emotions
5
6 that are more prone to elicit laughter.
7

8
9 However, one can not state that they differ for all enjoyable emotions, as there was no
10 effect for certain single enjoyable emotions, such as *fiero* or contentment. This needs
11 explanation. We can speculate that there is no difference for these 11 enjoyable emotions; for
12 example, as these are ones that people enjoy in solitude and where no laughter of others is
13 possible. However, it is also possible that there were too few scenarios per enjoyable emotion
14 to produce reliable differences. Also, maybe the scenarios were not strong enough. A further
15 explanation could be that the hypothesis only works for those individuals with a marked
16 presence of gelotophobia and that slight gelotophobia is not triggering these effects. It has to
17 be noted, however, that some effects already reliably appear for slight gelotophobia (Platt,
18 2008; Platt & Ruch, 2009). One might also argue, that due to the measurement error within
19 the gelotophobia assessment some slight gelotophobes are actually borderline and just
20 exceeded the cut-off point due to measurement error. However, this is unlikely as we verified
21 their gelotophobia status in two measurement points four weeks apart. Thus, the hypothesis
22 can be verified in all tests except the level of selected individual positive emotions. Apart
23 from clinical vignettes described by Titze (2009) this is the first empirical evidence that
24 gelotophobes do differ from non-gelotophobes in facial expression of joy.
25
26
27
28
29
30
31
32
33
34
35
36
37
38
39
40
41
42
43
44
45
46
47

48 The investigation provided mixed support for second hypothesis. While all the
49 interactions were significant, not each of post hoc tests confirmed the predictions. As
50 predicted, there was a stronger difference between gelotophobes and non-gelotophobes for
51 the laughter-eliciting enjoyable emotions than for the no laughter-eliciting enjoyable
52 emotions. Looking at gelotophobes and non-gelotophobes separately one could see that those
53
54
55
56
57
58
59
60
61
62
63
64
65

1 with no gelotophobia responded more frequently to the laughter-eliciting enjoyable emotions
2 (than to the no laughter eliciting enjoyable emotion), and when they did, they also did respond
3
4 with higher intensity. Moreover, they showed an increase in state cheerfulness and positive
5
6 affect post compared to before the experiment. However, the reverse was not always found.
7
8 While those with gelotophobia, more precisely those with a marked fear, indeed showed less
9
10 frequently a Duchenne display in response to the laughter-eliciting emotions (compared to
11
12 the no laughter-eliciting enjoyable emotion) they did not show a lower intensity. It is worth
13
14 mentioning that the marked gelotophobes had an average intensity of about 2.7 (i.e., only
15
16 slightly less than the broad average intensity category of AU12C) to both groups of positive
17
18 emotions; i.e., they already start out low and a decline might be hard to observe unless one
19
20 uses facial electromyography that allows for a more fine grained differentiation of intensity.
21
22 Again one might argue that the low number of scenarios per emotion did not form a reliable
23
24 average, or that the laughter element was not so apparent and did not apply to each of the
25
26 scenarios of a category. However, it might also be that gelotophobes just do not respond to
27
28 laughter-eliciting emotions with a joyful expression but when they do it is of the same
29
30 intensity as to the no laughter eliciting emotion. Also, a future test of the hypotheses might
31
32 need a separate study of individuals with extreme fear of being laughed. As for now, it is safe
33
34 to concluded that gelotophobes do not increase their intensity of facial expression to joy as
35
36 the non gelotophobes do and this is also paralleled in the fact that their positive affect or level
37
38 of state cheerfulness did not differ. While the study by Ruch et al. (2009) showed that
39
40 gelotophobes have problems with the correct decoding of laughter, the present study seems to
41
42 suggest that encoding and sending smiling and laughter is affected as well. Right now it
43
44 cannot be said whether gelotophobes are also reduced in the expression of emotions other
45
46 than joy or what facial expression they do display when a Duchenne display is expected.
47
48
49
50
51
52
53
54
55
56
57
58
59
60
61
62
63
64
65

1 As was found previously (Papousek et al., 2009; Ruch et al., 2009), in the present
2 study the induction of enjoyable emotions did not lead to an increase of positive mood in the
3 gelotophobes. Neither state cheerfulness nor the more global positive affect was higher after
4 gelotophobes imagined joy during the 39 scenarios. The non-gelotophobes profited from this
5 exposure to positive emotions and showed elevated mood after indulging in a variety of
6 enjoyable emotions. Thus, gelotophobes do not only have difficulties perceiving the
7 positivity in stimuli and generate joy at higher intensity themselves; they also do not absorb
8 the positive affect inherent in hedonic stimuli. It is doubtful that for gelotophobes positive
9 emotions “broaden and build”. Fredrickson (1998; Fredrickson & Branigan, 2001) offered the
10 theory claiming that positive emotions have the ability to “[...] broaden people’s momentary
11 thought-action repertoires and build their enduring personal resources” (2001, p.219). This
12 not only includes building of enduring personal, but also physical, intellectual, social, as well
13 as psychological resources. Interventions fostering positive emotions will have to consider
14 the existence of gelotophobia and take into account not only that for some individuals
15 positive emotions do not do much, but also that laughter-eliciting positive emotions might
16 have an aversive effect.

17 There are several limitations to this study. First, it is unclear whether imagining an
18 enjoyable event of a particular kind is a good marker for each of the 16 enjoyable emotions
19 alike. The scenarios made sense to the participants and they most often remembered a highly
20 similar event to the one described. While elaborating on their feelings it was apparent that
21 they were currently reliving the emotion, and as only those parts of the discourse were coded
22 where participants seemed to be immersed in this experience the chance to get a facial
23 expression representing the respective facet of joy was maximized. Nevertheless, one might
24 argue that it might be easier to remember or imagine a situation of gratitude or contentment,
25 than to generate (high levels of) excitement and ecstasy or to actually imagine sensory

1 pleasures. While obviously participants did not report problems doing so, one might argue
2 that the enjoyable emotion induced by this method is not proportional to the emotion as
3 induced by a genuine elicitor of that emotion (e.g., actually currently eating a delicious meal
4 or feeling grass tickling one's skin). Thus, so far the results are restricted in their validity to
5 imagining, remembering and talking about enjoyable emotions.
6
7
8
9
10

11 A further almost inevitable limitation lies in the choice of the emotions selected.

12 While we chose a very comprehensive list one can still argue that some pleasant emotions are
13 missing. We already highlighted before that other proposals of positive emotions (Shiota,
14 Keltner, & John, 2006; Fredrickson, & Branigan, 2001) partly use other pleasant emotions.
15 There are other to consider, such as tenderness and eroticism (Bloch, Lemeignan, &
16 Aguilera-T, 1991; Kalawski, 2010).
17
18
19
20
21
22
23
24
25
26

27 The present study did not do a content analysis of all verbal utterances to verify the
28 nature of the enjoyable emotion. Also no self-rating of intensity was undertaken at the end of
29 each scenario which would have provided another index for estimating the degree of joy in
30 the different facets. This was done to keep the interview more informal.
31
32
33
34
35

36 Another limitation is that the number of scenarios for each of the 16 categories was
37 rather low. This was to prevent boredom and habituation. This might have resulted in two
38 problems, both of which might have prevented to see the decline in joy for the laughter-
39 eliciting emotions (compared to the no laughter-eliciting scenarios). First, due to the low
40 number of scenarios, to average across the propensity to each enjoyable emotion, means is
41 not measured reliably. Second, despite the fact that joy was rated in the pre-study the level of
42 joy was not comparable across the 16 enjoyable emotions; this might have impaired the
43 comparison among the different enjoyable emotions. Thus, once the number of laughter
44 relevant enjoyable emotions is known, a selected smaller list of enjoyable emotions with and
45 without (but with more scenarios) laughter should be compared. More scenarios, or more
46
47
48
49
50
51
52
53
54
55
56
57
58
59
60
61
62
63
64
65

generally, elicitors might be used and this would allow for a final test of the hypothesis. For
now, as the interaction was significant one can clearly say that the fear of being laughed at
interacts with the nature of joy, with no vs. laughter-eliciting indeed being the crucial
variable.

1
2
3
4
5
6
7
8
9
10
11
12
13
14
15
16
17
18
19
20
21
22
23
24
25
26
27
28
29
30
31
32
33
34
35
36
37
38
39
40
41
42
43
44
45
46
47
48
49
50
51
52
53
54
55
56
57
58
59
60
61
62
63
64
65

References

- 1
2
3
4 Bloch, S., Lemeignan, M., & Aguilera-T, N. (1991). Specific respiratory patterns distinguish
5
6 among human basic emotions. *International Journal of Psychophysiology, 11*, 141-
7
8 154. doi:10.1016/0167-8760(91)90006-J
9
10
11 Brown, W. M., Palameta, B., & Moore, C. (2003). Are there non-verbal cues to commitment?
12
13 An exploratory study using the zero-acquaintance video presentation paradigm.
14
15 *Evolutionary Psychology, 1*, 42-69.
16
17
18 de Rivera, J., Possell, L., Verette, J. A., & Weiner, B. (1989). Distinguishing elation,
19
20 gladness and joy. *Journal of Personality and Social Psychology, 57*, 1015-1023.
21
22 doi:10.1037//0022-3514.57.6.1015
23
24
25 Ekman, P. (1972). Universals and cultural differences in facial expressions of emotion. In J.
26
27 Cole (Ed.), *Nebraska symposium on motivation, 1971* (pp. 207-283). Lincoln, NE:
28
29 University of Nebraska Press.
30
31
32 Ekman, P. (1994). Strong evidence for universals in facial expressions: A reply to Russell's
33
34 mistaken critique. *Psychological Bulletin, 115*, 268-287. doi:10.1037//0033-
35
36 2909.115.2.268
37
38
39 Ekman, P. (2003). *Emotions revealed: Recognizing faces and feelings to improve*
40
41 *communication and emotional life*. New York, NY: Times Books.
42
43
44 Ekman, P., Davidson, R. J., & Friesen, W. V. (1990). The Duchenne smile: Emotional
45
46 expression and brain physiology II. *Journal of Personality and Social Psychology, 58*,
47
48 342-353. doi:10.1037//0022-3514.58.2.342
49
50
51 Ekman, P., & Friesen, W. V. (2003). *Unmasking the Face: A guide to recognizing emotions*
52
53 *from facial expressions*. Los Altos, CA: Malor Books.
54
55
56
57
58
59
60
61
62
63
64
65

1 Ekman, P., Friesen, W. V., & Hager, J. C. (2002). *Facial Action Coding System: A technique*
2 *for the measurement of facial movement*. Palo Alto, CA: Consulting Psychologists
3
4 Press.
5
6

7 Ekman, P., Matsumoto, D., & Friesen, W. V. (2005). Facial expression in affective disorders.
8
9 In P. Ekman, & E. L. Rosenberg (Eds.). *What the face reveals: Basic and applied*
10 *studies of spontaneous expression using the Facial Action Coding System (FACS)*,
11
12 2nd edition, (pp. 331-342). New York, NY: Oxford University Press.
13
14
15

16
17 Fredrickson, B. L. (1998). What good are positive emotions? *Review of General Psychology*,
18
19 2, 300-319. doi:10.1037/1089-2680.2.3.300
20

21
22 Fredrickson, B. L., & Branigan, C. (2001). Positive emotions. In T. J. Mayne, & G. A.
23
24 Bonnano (Eds.), *Emotion: Current issues and future directions* (pp. 123-151). New
25
26 York, NY: Guilford.
27

28
29 Frijda, N. H., Kuipers, P., & Ter Schure, E. (1989). Relations among emotion, appraisal and
30
31 emotion action readiness. *Journal of Personality and Social Psychology*, 57, 212-228.
32
33 doi:10.1037/0022-3514.57.2.212
34
35

36
37 Haidt, J. (2003). The moral emotions. In R. J. Davidson, K. R. Scherer, & H. H. Goldsmith
38
39 (Eds.), *Handbook of affective sciences* (pp. 852-870). Oxford, UK: Oxford University
40
41 Press.
42

43
44 Herz, R. S., & Cupchik, G. C. (1992). An experimental characterisation of odor-evoked
45
46 memories in humans. *Chemical Senses*, 17, 519-528. doi:10.1093/chemse/17.5.519
47

48
49 Izard, C. E. (1971). *The face of emotion*. New York, NY: Appleton-Century-Crofts.
50

51
52 Kalawski, J. (2010). Is tenderness a basic emotion? *Motivation and Emotion*, 34, 158-167.
53
54 doi:10.1007/s11031-010-9164-y
55
56
57
58
59
60
61
62
63
64
65

- 1
2
3
4
5
6
7
8
9
10
11
12
13
14
15
16
17
18
19
20
21
22
23
24
25
26
27
28
29
30
31
32
33
34
35
36
37
38
39
40
41
42
43
44
45
46
47
48
49
50
51
52
53
54
55
56
57
58
59
60
61
62
63
64
65
- Keltner, D., & Bonnano, G. A. (1997). A study of laughter and disassociation: Distinct correlates of laughter and smiling during bereavement. *Journal of Personality and Social Psychology*, *73*, 687-702. doi:10.1037/0022-3514.73.4.687
- Krohne, H., Egloff, B., Kohlmann, C-W., & Tausch, A. (1996). Investigations with a German version of the Positive and Negative Affect Schedule (PANAS). *Diagnostica*, *42*, 139-156.
- Lazarus, R. S. (1991). Progress on a cognitive-motivational-relational theory of emotion. *American Psychologist*, *46*, 819-834. doi:10.1037/0003-066X.46.8.819
- Lewis, M. (1997). The self-conscious emotions. In J. G. Snodgrass, & R. L. Thompson (Eds.), *Self-awareness and the self-concept* (pp. 119-142). New York, NY: New York Academy Press.
- Mauro, R., Sato, K., & Tucker, J. (1992). The role of appraisal in human emotions: A cross-cultural study. *Journal of Personality and Social Psychology*, *62*, 301-317. doi:10.1037/0022-3514.62.2.301
- Mehu, M., Grammer, K., & Dunbar, R. I. (2007). Smiles when sharing. *Evolution and Human Behavior*, *28*, 415-422. doi:10.1016/j.evolhumbehav.2007.05.010
- Meehl, P. E. (1975). Hedonic capacity: Some conjectures. *Bulletin of the Menninger Clinic*, *39*, 295-389.
- Morreall, J. (1983). *Taking laughter seriously*. Albany, NY: State University of New York.
- Mortillaro, M., Mehu, M., & Scherer, K. R. (2011). Subtly different positive emotions can be distinguished by their facial expressions. *Social Psychological and Personality Science*, *2*, 262-271.
- Panksepp, J. (1998). *Affective neuroscience: The foundations of human and animal emotions*. New York, NY: Oxford University Press.

1 Papousek, I., Ruch, W., Freudenthaler, H. H., Kogler, E., Lang, B., & Schuler, G. (2009).

2 Gelotophobia, emotion-related skills and responses to the affective states of others.

3 *Personality and Individual Differences*, 47, 58-63. doi:10.1016/j.paid.2009.01.047

4
5
6
7 Platt, T. (2008). Emotional responses to ridicule and teasing: Should gelotophobes react

8 differently? *Humor: International Journal of Humor Research*, 21, 105-128.

9
10
11
12
13
14
15
16
17
18
19
20
21
22
23
24
25
26
27
28
29
30
31
32
33
34
35
36
37
38
39
40
41
42
43
44
45
46
47
48
49
50
51
52
53
54
55
56
57
58
59
60
61
62
63
64
65

doi:10.1515/HUMOR.2008.005

Platt, T., Hofmann, J., & Ruch, W. (2011). *The 16 Pleasurable Emotion Interview Task (16-*

PEIT). Unpublished Research instrument, Department of Psychology, University of

Zurich, Switzerland.

Platt, T., & Ruch, W. (2009). The emotions of gelotophobes: Shameful, fearful, and joyless?

Humor: International Journal of Humor Research, 22, 91-110.

doi:10.1515/HUMR.2009.005

Platt, T., Ruch, W., Hofmann, J., & Proyer, R. T. (2012). Extreme fear of being laughed at:

Components of gelotophobia. *Israeli Journal of Humor Research: An International*

Journal, 1, 86-106.

Proyer, R. T., Ruch, W. & Chen, G.-H. (2012). Gelotophobia: Life satisfaction and happiness

across cultures. *Humor: International Journal of Humor Research*, 25, 23-40.

doi:10.1515/humor-2012-0002

Ruch, W. (1993). Exhilaration and humor. In M. Lewis, & J. M. Haviland (Eds.), *The*

Handbook of Emotions (pp. 605-616). New York, NY: Guilford Publications.

Ruch, W. (1995). Will the real relationship between facial expression and affective

experience please stand up: The case of exhilaration. *Cognition and Emotion*, 9, 33-

58. doi:10.1080/02699939508408964

- 1 Ruch, W. (2004). *Gelotophobia: A useful new concept?* IPSR Spring 2004 Colloquium
2 Series, Department of Psychology, University of California at Berkeley, Berkeley,
3 USA.
4
5
6
- 7 Ruch, W., Altfreder, O., & Proyer, R. T. (2009). How do gelotophobes interpret laughter in
8 ambiguous situations? An experimental validation of the concept. *Humor:
9 International Journal of Humor Research*, 22, 63-89. doi:10.1515/HUMR.2009.004
10
11
12
13
- 14 Ruch, W., Beermann, U., & Proyer, R. T. (2009). Investigating the humor of gelotophobes:
15 Does feeling ridiculous equal being humorless? *Humor: International Journal of
16 Humor Research*, 22, 111-143. doi:10.1515/HUMR.2009.006
17
18
19
20
21
- 22 Ruch, W., & Ekman, P. (2001). The expressive pattern of laughter. In A.W. Kaszniak (Ed.),
23 *Emotion, qualia, and consciousness* (pp. 426-443). Tokyo, Japan: Word Scientific
24 Publisher.
25
26
27
28
- 29 Ruch, W., & Köhler, G. (2007). A temperamental approach to humor. In W. Ruch (Ed.), *The
30 sense of humor: Explorations of a personality characteristic* (pp. 203–228). Berlin,
31 Germany: Mouton de Gruyter.
32
33
34
35
- 36 Ruch, W., Köhler, G., & van Thriel, C. (1997). To be in good or bad humour: Construction of
37 the state form of the State-Trait-Cheerfulness-Inventory—STCI. *Personality and
38 Individual Differences*, 22, 477-491. doi:10.1016/S0191-8869(96)00231-0
39
40
41
42
43
- 44 Ruch, W., & Proyer, R. T. (2008a). The fear of being laughed at: Individual and group
45 differences in gelotophobia. *Humor: International Journal of Humor Research*, 21,
46 47-67. doi:10.1515/HUMOR.2008.002
47
48
49
50
- 51 Ruch, W., & Proyer, R. T. (2008b). Who is gelotophobic? Assessment criteria for the fear of
52 being laughed at. *Swiss Journal of Psychology*, 67, 19-27. doi:10.1024/1421-
53 0185.67.1.19
54
55
56
57
58
59
60
61
62
63
64
65

- 1 Ruch, W., & Proyer, R. T. (2009). Extending the study of gelotophobia: On gelotophiles and
2 katagelasticians. *Humor: International Journal of Humor Research*, 22, 183-212.
3
4 doi:10.1515/HUMR.2009.009
5
6
- 7 Samson, A. C., Proyer, R. T., Ceschi, G., Pedrini, P. P., & Ruch, W. (2011). The fear of
8
9 being laughed at in Switzerland. Regional differences and the role of positive
10
11 psychology. *Swiss Journal of Psychology*, 70, 53-62. doi:10.1024/1421-0185/a000039
12
13
- 14 Shiota, M. N., Campos, B., Keltner, D., & Hertenstein, M. J. (2004). Positive emotion and the
15
16 regulation of interpersonal relationships. In P. Philippot, & R. S. Feldman (Eds.), *The*
17
18 *regulation of emotion* (pp. 127-156). Mahwah, NJ: Lawrence Erlbaum.
19
20
- 21 Shiota, M. N., Keltner, D., & John, O. P. (2006). Positive emotion dispositions differentially
22
23 associated with Big Five personality and attachment style. *The Journal of Positive*
24
25 *Psychology*, 1, 61-71. doi:10.1080/17439760500510833
26
27
- 28 Tangney, J. P. (1999). The self-conscious emotions: Shame, guilt, embarrassment and pride.
29
30 In T. Dalgleish, & M. J. Power (Eds.), *Handbook of cognition and emotion* (pp. 541-
31
32 568). New York, NY: Wiley.
33
34
- 35 Titze, M. (2009). Gelotophobia: The fear of being laughed at. *Humor: International Journal*
36
37 *of Humor Research*, 21, 27-48. doi:10.1515/HUMR.2009.002
38
39
- 40 Tracy, J. L., Shariff, A. F., & Cheng, J. T. (2010). A naturalist's view of pride. *Emotion*
41
42 *Review*, 2, 163-177. doi:10.1177/1754073909354627
43
44
- 45 Williams, L. A., & DeSteno, D. (2008). Pride and perseverance: The motivation role of pride.
46
47 *Journal of Personality and Social Psychology*, 94, 1007-1017. doi:10.1037/0022-
48
49 3514.94.6.1007
50
51
52
53
54
55
56
57
58
59
60
61
62
63
64
65

Table 1

Example Scenarios for Each of the 16 Enjoyable Emotions

Enjoyable emotion	Sample scenario
Visual	Imagine you were sitting on a hill and you would watch a beautiful sunset.
Tactile	Imagine you were sitting in a meadow and the grass is tickling your skin.
Olfactory	Imagine walking into a kitchen where you can smell your favorite food being cooked.
Auditory	Imagine being at a concert where you hear your favorite band giving their best performance.
Gustatory	Imagine slowly melting a piece of your favorite confectionary on your tongue and savoring the flavors.
Amusement	Imagine inventing a very funny joke or wordplay just by yourself.
Contentment	Imagine deeply loving someone and being loved back in return.
Excitement	Imagine that you are preparing a very special surprise for your best friend.
Relief	Imagine losing your caretaker in a huge supermarket and after a long time of searching you are returned to them.
Wonder	Imagine you travelled to the other side of the planet and bumped into an old friend, which you had always liked a lot but lost contact with.
Ecstasy	Imagine having fantastic sex with ones' partner.
<i>Fiero</i>	Imagine that you have mastered something that is very intellectually challenging.
<i>Naches</i>	Imagine that you have a child and you are present when they take their first steps.
Elevation	Imagine that you see a random stranger doing a good deed by helping a person who is really in need of assistance.
Gratitude	Imagine you are sick and in hospital. Some friends take the time to come and visit you out of their busy day.
<i>Schadenfreude</i>	Imagine that you are arguing with someone who is being obnoxious. During the argument your opponent's false teeth fall out.

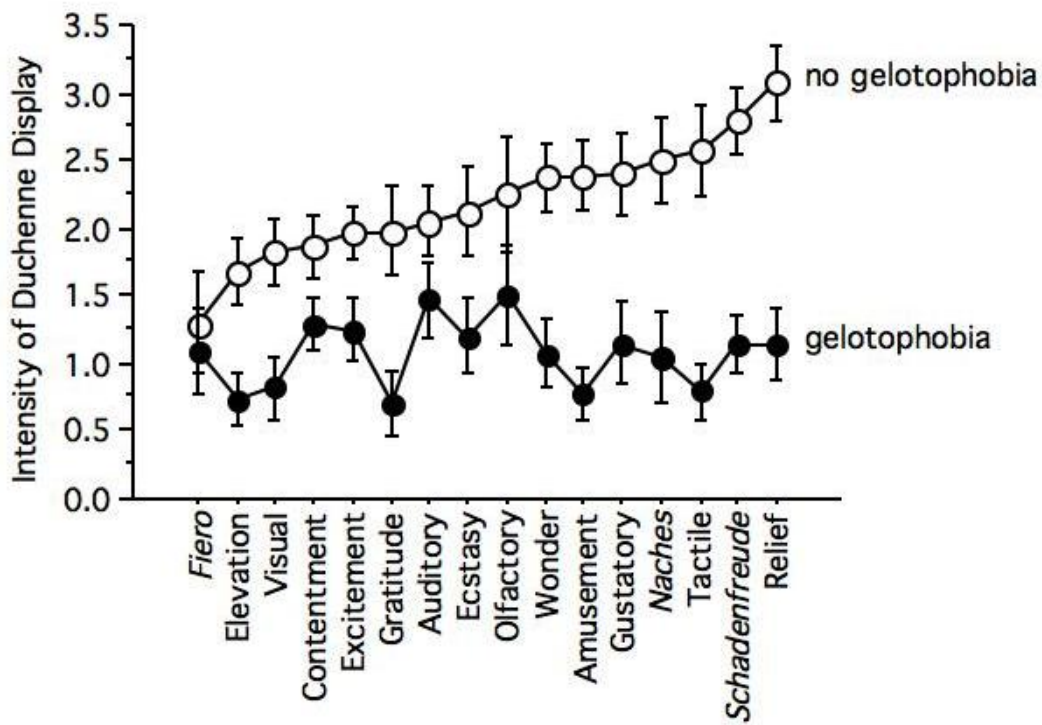


Figure 1. Intensity of Duchenne display during 16 pleasurable emotions (sorted for intensity in the no gelotophobia group) for individuals with no fear and fear of being laughed. at.

1
2
3
4
5
6
7
8
9
10
11
12
13
14
15
16
17
18
19
20
21
22
23
24
25
26
27
28
29
30
31
32
33
34
35
36
37
38
39
40
41
42
43
44
45
46
47
48
49
50
51
52
53
54
55
56
57
58
59
60
61
62
63
64
65

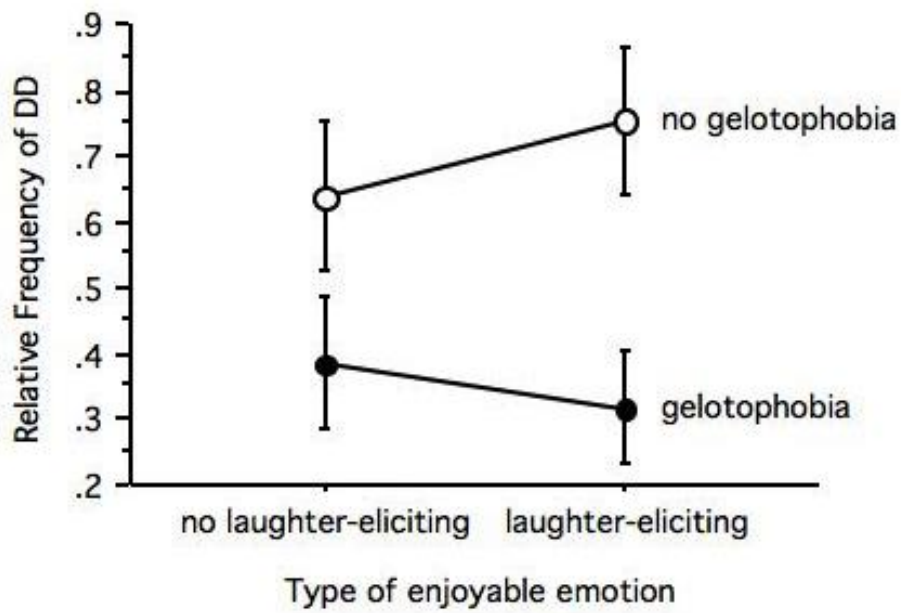


Figure 2. Relative frequency of Duchenne display (DD) during laughter-eliciting and no laughter-eliciting enjoyable emotions separately for individuals with no gelotophobia and with gelotophobia.

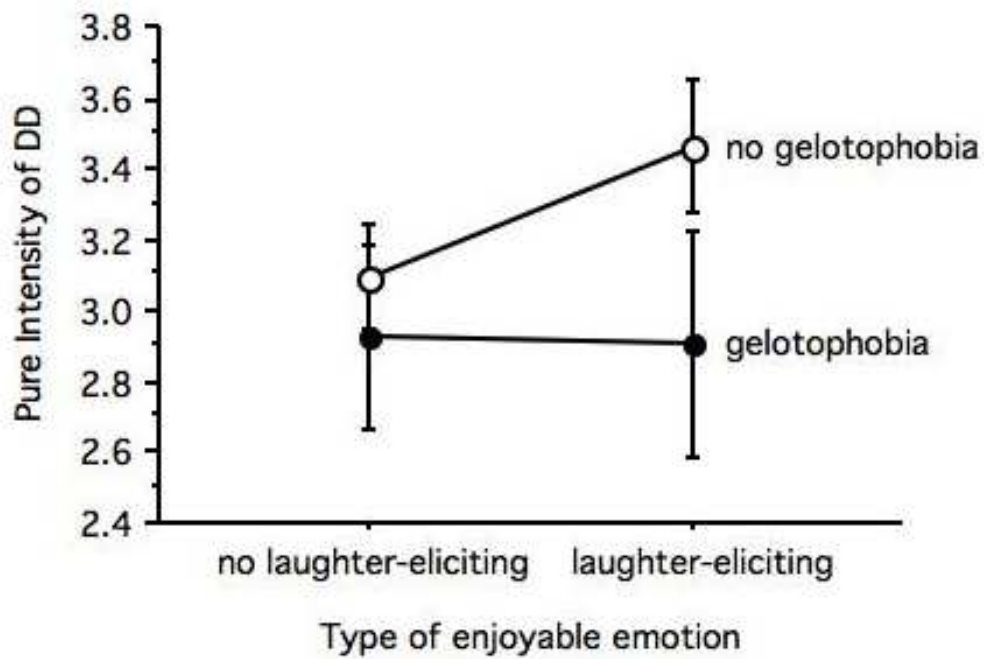


Figure 3. Pure intensity of Duchenne display (DD) during laughter-eliciting and no laughter-eliciting enjoyable emotions separately for individuals with no gelotophobia and with gelotophobia.

1 **Figure headings**
2
3

4 *Figure 1.* Intensity of Duchenne display during 16 pleasurable emotions (sorted for intensity
5 in the no gelotophobia group) for individuals with no fear and fear of being laughed at.
6
7

8
9 *Figure 2.* Relative frequency of Duchenne display (DD) during laughter-eliciting and no
10 laughter-eliciting enjoyable emotions separately for individuals with no gelotophobia and
11 with gelotophobia.
12
13
14

15
16 *Figure 3.* Pure intensity of Duchenne display (DD) during laughter-eliciting and no laughter-
17 eliciting enjoyable emotions separately for individuals with no gelotophobia and with
18 gelotophobia.
19
20
21
22
23
24
25
26
27
28
29
30
31
32
33
34
35
36
37
38
39
40
41
42
43
44
45
46
47
48
49
50
51
52
53
54
55
56
57
58
59
60
61
62
63
64
65